

The background of the advertisement is a nighttime photograph of a two-story stone house with a dark roof and three dormer windows. The house is warmly lit from within, and its exterior is highlighted by a series of low-voltage landscape lights. In the foreground, three different styles of outdoor lighting fixtures are showcased: a tall, slender black pole lamp with a wide, shallow, bowl-shaped top; a rectangular, adjustable floodlight with a black housing; and a large, black, adjustable spotlight with a wide lens. The overall scene is set against a dark, textured background, emphasizing the glow of the lights.

**ABR**  
*Lighting*

**AFFORDABLE • BEAUTIFUL • RELIABLE**



## *Lighting*

ABR Lighting is a leading manufacturer of landscape, architectural and other premium lighting products. We have a heritage of product quality and commitment to our customers. Our solid brass fixtures are the industry's most durable, reliable and highest performing products on the market. Brass fixtures are the ideal choice for your residential or commercial project.

**Directional / Spot Lights**

Pages: 4-13



**Flood Lights**

Pages: 14-15



**Well / Up Lights**

Pages: 16-21



**Area / Path Lights**

Pages: 22-34



**Step / Deck Lights**

Pages: 35-43



**Down / Surface Mount Lights**

Pages: 44-47



**Pond / Underwater Lights**

Pages: 48-51



**Specialty Lights**

Pages: 52-55



**Transformers / Accessories**

Pages: 56



**Fixture Accessories**

Pages: 57



**LED Lamps**

Pages: 58-60



# Costa Smart

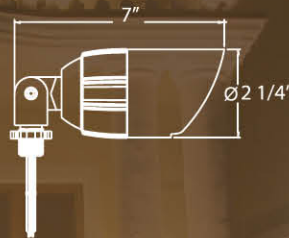
Directional / Spot Light

## COSTA SMART DIRECTIONAL LIGHT RGBW BLUETOOTH CONTROLLED

### SPECIFICATIONS

**12V AC/DC 10 WATT RGBW  
400 Lumens**

- Built with premium solid brass.
- IP Rated Double O Ring BNC shroud and Body
- It is a durable, adjustable fixture
- Comes with a changeable LED CREE module
- Interchangeable lens that allows the beam spread to be 24, 38 or 60 degrees
- Integrated external mesh repeater and antenna
- The Lighting element is capable of 16.7 Million different colors



**MOUNTING - OPTIONS (Not Included)**





# Costa

## ADL-01 SW

Directional / Spot Light

### SPECIFICATIONS

**Material:** Solid Brass Body

**Finish:** Antique Brass

**Lamp Type:** MR16 Not Included (LED Optional)

**Wire:** 4' Lead 16/2 Gauge

**Ground Stake Stabilizer:** Stake B

**Lens:** Clear Convex (tempered)

**Dimensions:** 5 1/4" L x 2 1/8" Dia

Single O Ring BNC Shroud



# Da Vinci

## ADL-02

Directional / Spot Light

### SPECIFICATIONS

**Material:** Solid Brass Body

**Finish:** Antique Brass

**Lamp Type:** MR16 Not Included (LED Optional)

**Wire:** 25' Lead 16/2 Gauge

**Ground Stake Stabilizer:** Stake B

**Lens:** Clear Convex (Tempered)

**Dimensions:** 7 1/8" L x 2 1/2" Dia

Double O Ring BNC Shroud



# Lombardo

ADL-03

Directional / Spot Light

## SPECIFICATIONS

**Material:** Solid Brass Body

**Finish:** Antique Brass

**Lamp Type:** PAR36 Screw Terminal (not included)  
50W Max (LED Optional)

**Wire:** 4' or 25' Lead 16/2 Gauge

**Ground Stake Stabilizer:** Stake A

**Lens:** Clear (Tempered)

**Dimensions:** 4 3/4" L x 4 3/4" Dia



# Lombardo LS

## ADL-03-LS

Directional / Spot Light

### SPECIFICATIONS

**Material:** Solid Brass Body

**Finish:** Antique Brass


**Lamp Type:** PAR36 Screw Terminal (not included)  
50W Max (LED Optional)

**Wire:** 25' Lead 16/2 Gauge

**Ground Stake Stabilizer:** Stake A

**Lens:** Clear (Tempered)

**Dimensions:** 7 1/4" L x 4 3/4" Dia



# Hilliard

## ADL-04

Directional / Spot Light

### SPECIFICATIONS

**Material:** Solid Brass Body

**Finish:** Antique Brass


**Lamp Type:** MR16 Not Included (LED Optional)

**Wire:** 25' Lead 16/2 Gauge

**Ground Stake Stabilizer:** Stake B

**Lens:** Clear Convex (Tempered)

**Dimensions:** 4 3/4" L x 2 1/2" Dia



# Donatello

## ADL-05 SW

Directional / Spot Light

### SPECIFICATIONS

**Material:** Solid Brass Body

**Finish:** Antique Brass

**Lamp Type:** MR16 Not Included (LED Optional)

**Wire:** 4' or 25' Lead 16/2 Gauge

**Ground Stake Stabilizer:** Stake B

**Lens:** Clear Convex (Tempered)

**Dimensions:** 6" L x 2 3/4" Dia



# DONATELLO D-Cast

## ADL-05-DCAST

Directional / Spot Light

### SPECIFICATIONS

**Material:** Solid Brass Body

**Finish:** Antique Brass

**Lamp Type:** MR16 lamp (not included)

**Wire:** 25' Lead 18/2 Gauge

**Ground Stake Stabilizer:** Stake B

**Lens:** Clear (Tempered)

**Dimensions:** 6" L x 2 3/4" Dia



# Quarton

## ADL-06

Directional / Spot Light

### SPECIFICATIONS

**Material:** Solid Brass Body

**Finish:** Antique Brass

**Lamp Type:** MR11 Not Included (LED Optional)

**Wire:** 10' Lead 18/2 Gauge

**Ground Stake Stabilizer:** Stake B

**Lens:** Clear (Tempered)

**Dimensions:** 3 3/4" L x 1 3/4" Dia



Quarton White

Part number: ADL-06-WHT



# Rubens-R

## FDL-01-R

Flood Light

### SPECIFICATIONS

**Material:** Solid Brass Body

**Finish:** Antique Brass


**Lamp Type:** JC G4 or MR11, MR16  
50W Max. (LED Optional)

**Wire:** 4' or 25' Lead 16/2 Gauge

**Ground Stake Stabilizer:** Stake A

**Lens:** Clear, Frosted, Linear (Tempered)

**Dimensions:** 5 1/2" Depth x 5 1/8" W x 3 1/2" H



# Raphael-R

## FDL-02-R

Mini Flood Light

### SPECIFICATIONS

**Material:** Solid Brass Body

**Finish:** Antique Brass

**Lamp Type:** G4, MR11, MR16 Not Included  
(LED Optional)

**Wire:** 25' Lead 16/2 Gauge

**Ground Stake Stabilizer:** Stake B

**Lens:** Clear, Frosted, Linear (Tempered)

**Dimensions:** 2 5/8" Depth x 4" H



# Michelangelo

UL-01

Well / Up Light

## SPECIFICATIONS

**Material:** Solid Brass Grate, PVC Composite Well

**Finish:** Antique Brass/Black

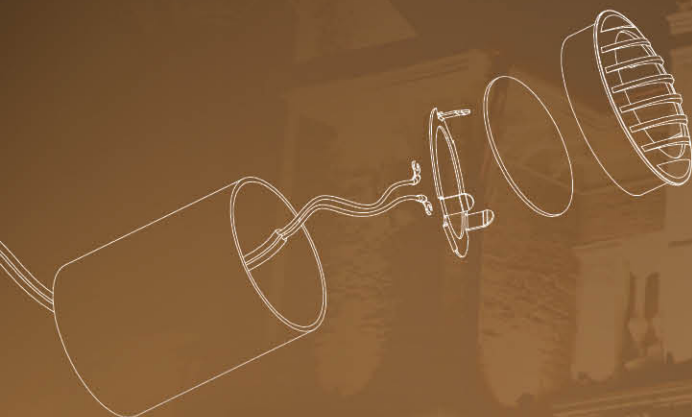
**Lamp Type:** PAR36 / AR111 (not included)

RGBW LED Optional

**Wire:** 4' or 25' Lead 16/2 Gauge

**Lens:** Clear (Tempered)

**Dimensions:** 6 1/4" Dia x 8" H



# Mantegna

## UL-02

Well / Up Light

### SPECIFICATIONS



**Material:** Solid Brass Grate, PVC Composite Well


**Finish:** Antique Brass/Black

**Lamp Type:** PAR36 / AR111 (not included)  
RGBW LED Optional

**Wire:** 25' Lead 16/2 Gauge

**Lens:** Clear (Tempered)

**Dimensions:** 5 3/4" Dia x 7 1/16" H



# Monaco

## UL-03

Well / Up Light

### SPECIFICATIONS

**Material:** Solid Brass Body,  
PVC Body Shroud included


**Finish:** Antique Brass

**Lamp Type:** MR16 (LED Optional)

**Wire:** 25' Lead 16/2 Gauge

**Lens:** Clear (Tempered)

**Dimensions:** 3 3/4" Dia x 4 7/8" H



# Titian

## UL-04

Well / Up Light

### SPECIFICATIONS

**Material:** Solid Brass Body,  
PVC Body Shroud included


**Finish:** Antique Brass

**Lamp Type:** MR16 (LED Optional)

**Wire:** 25' Lead 16/2 Gauge

**Lens:** Clear (Tempered)

**Dimensions:** 3 3/4" Dia x 4 7/8" H



# Botticelli

## UL-05

Well / Up Light

### SPECIFICATIONS

**Material:** Solid Brass Body,  
PVC Body Shroud included


**Finish:** Antique Brass

**Lamp Type:** MR16 (LED Optional)

**Wire:** 25' Lead 16/2 Gauge

**Lens:** Clear (Tempered)

**Dimensions:** 3 3/4" Dia x 4 7/8" H



# El Greco Well

UL-06

Well / Up Light

## SPECIFICATIONS

**Material:** Solid Brass Body,  
PVC Body Shroud included


**Finish:** Antique Brass

**Lamp Type:** MR16 (LED Optional)

**Wire:** 25' Lead 16/2 Gauge

**Lens:** Clear (Tempered)

**Dimensions:** 3 3/4" Dia x 4 7/8" H



# Tiki

Area / Path Light

## SPECIFICATIONS

**Material:** Solid Brass Body

**Finish:** Antique Brass

**Lamp Type:** JC G4 bi-pin LED Cree Not Included  
(available in 3W, 4W and 5W)

**Wire:** 25' Lead 16/2 Gauge

(Optional Stake C) also available with brass cap

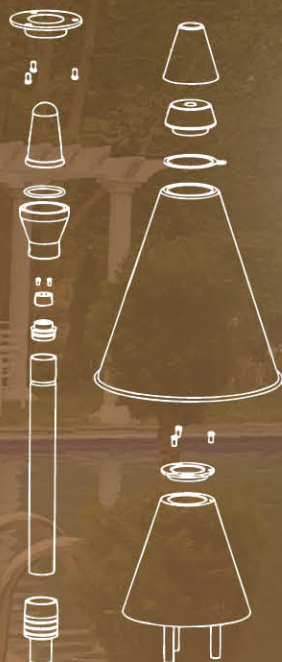
**Dimensions:** 7 1/2" Dia x 60" or 72" overall



48"



60"



# DOSSI

## APL-01

Area / Path Light

### SPECIFICATIONS

**Material:** Solid Brass Body

**Finish:** Antique Brass

**Lamp Type:** JC G4 Not Included (LED Optional)

**Wire:** 4' or 25' Lead 16/2 Gauge

**Ground Stake Stabilizer:** Stake A


**Lens:** Clear, Frosted (Tempered)

**Dimensions:** 8" Dia x 24" H

**Available Stem size:** 3", 11", 15", (Standard size),  
24", 36", 48", 60"



with 60" stem



# Stoss

## APL-02

Area / Path Light

### SPECIFICATIONS

**Material:** Solid Brass Body

**Finish:** Antique Brass

**Lamp Type:** JC G4 Not Included (LED Optional)


**Wire:** 4' or 25' Lead 16/2 Gauge

**Ground Stake Stabilizer:** Stake A

**Lens:** Clear, Frosted (Tempered)

**Dimensions:** 6 3/4" Dia x 23" H

**Available Stem size:** 3", 11", 15", 18" (Standard size),  
24", 36", 48", 60"



Hat available in 12"



# Stoss-S

## APL-02-S

Area / Path Light

### SPECIFICATIONS

**Material:** Solid Brass Body

**Finish:** Antique Brass

**Lamp Type:** JC G4 Not Included (LED Available)


**Wire:** 4' or 25' Lead 16/2 Gauge

**Ground Stake Stabilizer:** Stake A

**Lens:** Clear, Frosted (Tempered)

**Dimensions:** 4 3/4" Dia x 23" H

**Available Stem size:** 3", 11", 15", **18"** (Standard size),  
24", 36", 48", 60"



# Vasari

## APL-03

Area / Path Light

### SPECIFICATIONS

**Material:** Solid Brass Body

**Finish:** Antique Brass

**Lamp Type:** JC G4 Not Included (LED Optional)


**Wire:** 4' or 25' Lead 16/2 Gauge

**Ground Stake Stabilizer:** Stake A

**Lens:** Clear, Frosted (Tempered)

**Dimensions:** 6" Dia x 23" H

**Available Stem size:** 3", 11", 15", **18"** (Standard size),  
24", 36", 48", 60"



with 60" stem



# Matteo

## APL-04

Area / Path Light

### SPECIFICATIONS

**Material:** Solid Brass Body

**Finish:** Antique Brass

**Lamp Type:** JC G4 Not Included (LED Optional)

**Wire:** 4' or 25' Lead 16/2 Gauge

**Ground Stake Stabilizer:** Stake A

**Lens:** Clear, Frosted (Tempered)

**Dimensions:** 8 1/2" Dia x 23" H

**Available Stem size:** 3", 11", 15", 18" (Standard size),  
24", 36", 48", 60"



Hat available in 12"



# Duvet

## APL-05

Area / Path Light

### SPECIFICATIONS

**Material:** Solid Brass Body

**Finish:** Antique Brass


**Lamp Type:** JC G4, MR8 or MR11 Not Included  
35W Max (LED Optional)

**Wire:** 25' Lead 16/2 Gauge

**Ground Stake Stabilizer:** Stake A

**Lens:** Clear, Frosted (Tempered)

**Dimensions:** 5 3/8" Dia x 24" H



Area / Path Light

## SPECIFICATIONS



**Material:** Solid Brass Body  
**Finish:** Antique Brass  
**Lamp Type:** JC G4 Not Included (LED Optional)  
**Wire:** 4' or 25' Lead 16/2 Gauge  
**Ground Stake Stabilizer:** Stake A  
**Lens:** Clear, Frosted (Tempered)  
**Dimensions:** 7" Dia x 23" H  
**Available Stem size:** 3", 11", 15", **18"** (Standard size),  
24", 36", 48", 60"



# 12 Volt Led Bollards

B-WT-95/600

Area / Path Light

## SPECIFICATIONS

- Made from High Grade Stainless Steel,
- Natural Stone and Solid Teak wood
- Heights Available in 12" and 23 1/2"
- Enhances Beauty And Value
- Promotes Safety And Security
- Maximizes Your Outdoor Space
- Long Life System



# 12 Volt Led Bollards

B-SS-115/600

Area / Path Light

## SPECIFICATIONS

- Made from High Grade Stainless Steel, Natural Stone and Solid Teak wood
- Heights Available in 12" and 23 1/2"
- Enhances Beauty And Value
- Promotes Safety And Security
- Maximizes Your Outdoor Space
- Long Life System




# 12 Volt Led Bollards

B-SS-115/300

Area / Path Light

## SPECIFICATIONS

- Made from High Grade Stainless Steel,
- Natural Stone and Solid Teak wood
- Heights Available in 12" and 23 1/2"
- Enhances Beauty And Value
- Promotes Safety And Security
- Maximizes Your Outdoor Space
- Long Life System



# 12 Volt Led Bollards

B-SS1-75/600

Area / Path Light

## SPECIFICATIONS

- Made from High Grade Stainless Steel, Natural Stone and Solid Teak wood
- Heights Available in 12" and 23 1/2"
- Enhances Beauty And Value
- Promotes Safety And Security
- Maximizes Your Outdoor Space
- Long Life System



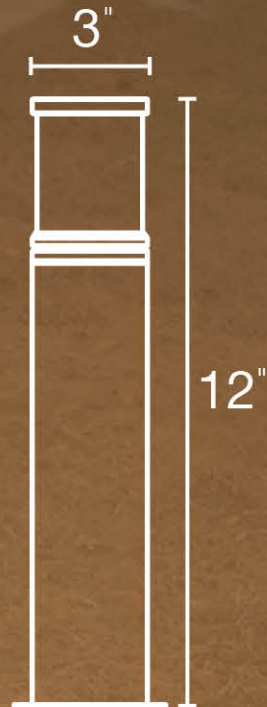
# 12 Volt Led Bollards

B-SS1-75/300

Area / Path Light

## SPECIFICATIONS

- Made from High Grade Stainless Steel,
- Natural Stone and Solid Teak wood
- Heights Available in 12" and 23 1/2"
- Enhances Beauty And Value
- Promotes Safety And Security
- Maximizes Your Outdoor Space
- Long Life System



# El Greco

## SDL-01

Step / Deck Light

### SPECIFICATIONS

**Material:** Solid Brass Body

**Finish:** Antique Brass

**Lamp Type:** JC G4 Not Included (LED Optional)


**Wire:** 10' Lead 16/2 Gauge

**Lens:** Clear (Tempered)

**Dimensions:** 2" Depth x 3 3/4" Dia



El Greco White  
Part number: SDL-01 White



# Matisse 5

## SDL-02-05

Step / Deck Light

### SPECIFICATIONS

**Material:** Solid Brass Body

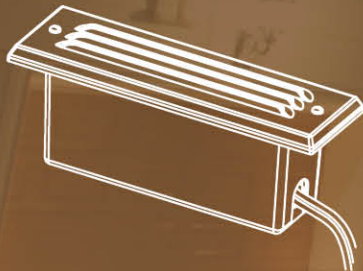
**Finish:** Antique Brass

**Lamp Type:** JC G4 or MR11, 16 Not Included  
(LED Optional)

**Wire:** 10' Lead 16/2 Gauge

**Lens:** Frosted (Tempered)

**Dimensions:** 3 3/4" Depth x 6" W x 3" H



# MATISSE 8

## SDL-02-8

Step / Deck Light

### SPECIFICATIONS

**Material:** Solid Brass Body

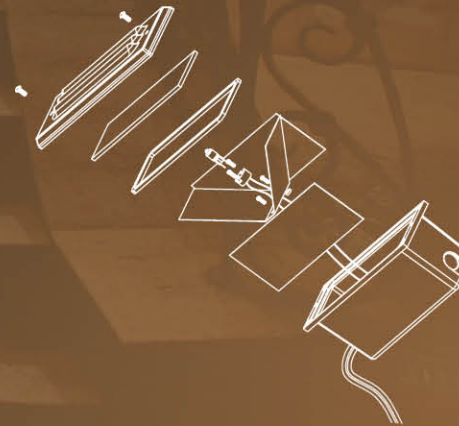
**Finish:** Antique Brass

**Lamp Type:** JC G4 or MR11, 16 Not Included  
(LED Optional)

**Wire:** 10' Lead 16/2 Gauge

**Lens:** Frosted (Tempered)

**Dimensions:** 3 3/4" Depth x 9 1/2" W x 3" H



# Matisse Skinny

## SDL-02-S

Step / Deck Light

### SPECIFICATIONS

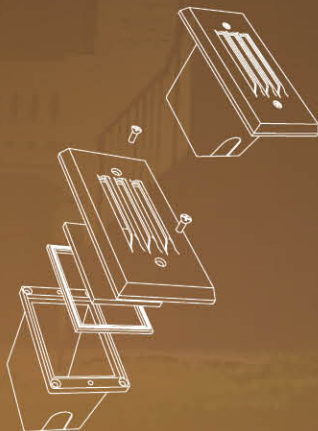

**Material:** Solid Brass Cover/Grate  
Aluminum Plate/LED Module CREE

**Wattage:** 1,5W Voltage 12V

**Flux:** 220 LM

**Beam Spread:** 120 degrees

**Dimensions:** 5/8" Depth x 5 7/8" W x 2 3/4" H



# Monet-5 Smart

## SDL-03-S

Step / Deck Light

 **Bluetooth** CCT Controllable



### SPECIFICATIONS

- Soft and even light.
- Adjustable light direction  $\pm 30^\circ$ .
- Easy installation and maintenance
- Watertight IP65, rated for outdoor application.
- Customized version: Bluetooth controlled, dimmable and color temperature tunable.



Adjust the dimming and color temperature 2700K-6500K

# Monet 5

SDL-03-05

Step / Deck Light

## SPECIFICATIONS

**Material:** Solid Brass Body

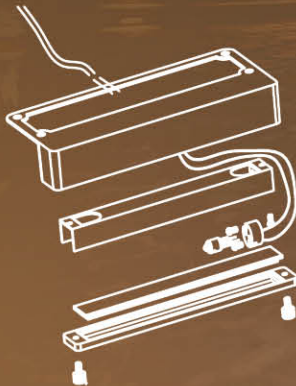
**Finish:** Antique Brass

**Lamp Type:** JC G4 Not Included (LED Optional)

**Wire:** 10' Lead 16/2 Gauge

**Lens:** Frosted (Tempered)

**Dimensions:** 3 5/8" Depth x 5" W x 1 1/8" H



# Monet 8

## SDL-03-8

Step / Deck Light

### SPECIFICATIONS

**Material:** Solid Brass Body


**Finish:** Antique Brass

**Lamp Type:** 2pcs - JC G4 Not Included  
(LED Optional)

**Wire:** 10' Lead 16/2 Gauge

**Lens:** Frosted (Tempered)

**Dimensions:** 3 5/8" Depth x 8" W x 1 1/8" H



# MONET 7 Replaceable

## SDL-05-7

Step / Deck Light

### SPECIFICATIONS

**Material:** Solid Brass Body, Stainless Steel Plate


**Finish:** Antique Brass

**Lamp Type:** LED Module 2 Watt  
or LED Module 4 Watt

**Wire:** 10' 16/2 Gauge

**Lens:** Frosted

**Dimensions:** 3 5/8" Depth x 7" W x 1 1/8" H



Replaceable LED Module  
available in: 2W and 4W

# Monet Skinny

## SDL-04

Step / Deck Light

### SPECIFICATIONS

**Material:** Stainless Steel #304

**Finish:** Available color in Brass, White, Gray or Beige



**Lamp Type:** LED Module 2 Watt CREE 2700K  
or LED Module 5 Watt CREE 2700K

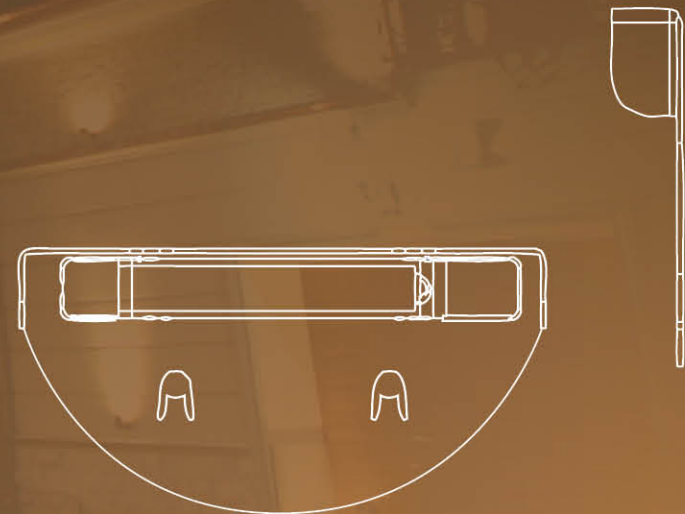
**Wire:** 6' 18/2 Gauge

**Lens:** Plastic Casing

**Dimensions:** 5/8" (H) x 6 1/8" (W) x 3 1/4" (D)



**LED Module available in:**  
0.5W, 2W and 5W module



# Provost

## DL-01

Down / Surface Mount Light

### SPECIFICATIONS

**Material:** Solid Brass Body

**Finish:** Antique Brass

**Lamp Type:** MR16 Not Included (LED Optional)

**Wire:** 25' Lead 16/2 Gauge

**Lens:** Clear Convex (Tempered)

**Dimensions:** 5 1/4" L x 2 1/4" Dia



# Pontormo

## DL-02

Down / Surface Mount Light

### SPECIFICATIONS

**Material:** Solid Brass Body

**Finish:** Antique Brass

**Lamp Type:** MR16 Not Included (LED Optional)

**Wire:** 25' Lead 18/2 Gauge

**Lens:** Clear (Tempered)

**Dimensions:** 9 1/2" L x 2 1/4" Dia



# FONTANA 5

UDL-01/5

Down / Surface Mount Light

## SPECIFICATIONS

**Material:** Solid Brass Body

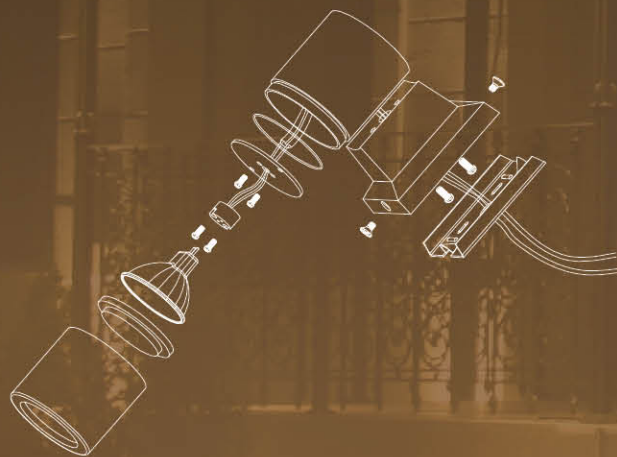

**Finish:** Antique Brass

**Lamp Type:** MR16 Not Included (LED Optional)

**Wire:** 25' Lead 16/2 Gauge

**Lens:** Clear (Tempered)

**Dimensions:** 4 1/4" Depth x 2 1/2" Dia x 5" H



# Fontana 7

## UDL-01/7

Down / Surface Mount Light

### SPECIFICATIONS

**Material:** Solid Brass Body

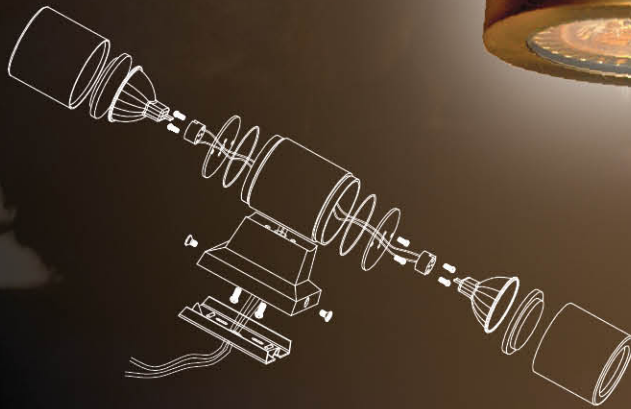
**Finish:** Antique Brass

**Lamp Type:** 2pcs - MR16 Not Included  
(LED Optional)

**Wire:** 25' Lead 16/2 Gauge

**Lens:** Clear (Tempered)

**Dimensions:** 3 1/8" Depth x 2 1/2" Dia x 7" H



# Bellini

## UWL-02

Pond / Underwater Light

### SPECIFICATIONS

**Material:** Solid Brass Body

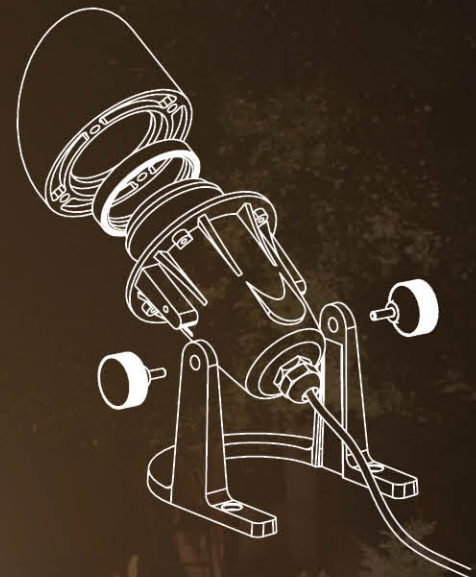
**Finish:** Antique Brass

**Lamp Type:** MR16 Not Included (LED Optional)

**Wire:** 25' Lead 16/2 Gauge

**Lens:** Clear (Tempered)

**Dimensions:** 3 1/2" L x 3 1/8" Dia



# Bellini

## UWL-02

Pond / Underwater Light

### SPECIFICATIONS

**Material:** Solid Brass Body


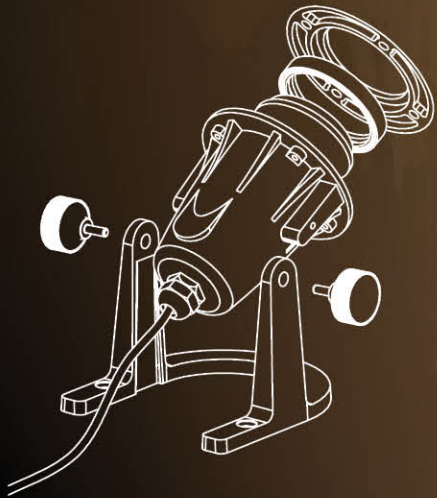
**Finish:** Antique Brass

**Lamp Type:** MR16 Not Included (LED Optional)

**Wire:** 25' Lead 16/2 Gauge

**Lens:** Clear (Tempered)

**Dimensions:** 3 1/2" L x 3 1/8" Dia



# Bosch

## UWL-03 - Stainless Steel

Pond / Underwater Light

### SPECIFICATIONS

**Material:** Stainless Steel Body

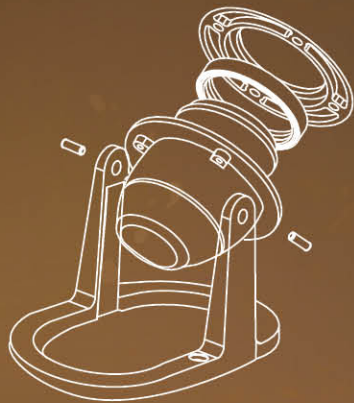
**Finish:** Stainless Steel or Brass

**Lamp Type:** PAR36 / AR111 Not Included  
(RGBW LED Optional)

**Wire:** 25' Lead 16/2 Gauge

**Lens:** Clear (Tempered)

**Dimensions:** 3 1/2" L x 5 1/4" Dia x 5 1/8" H



# Bosch

## UWL-03- Brass

Pond / Underwater Light

### SPECIFICATIONS

**Material:** Stainless Steel or Brass Body

**Finish:** Stainless Steel or Brass

**Lamp Type:** PAR36 / AR111 Not Included  
(RGBW LED Optional)

**Wire:** 25' Lead 16/2 Gauge

**Lens:** Clear (Tempered)

**Dimensions:** 3 1/2" L x 5 1/4" Dia x 5 1/8" H



# Hanging Classic

HDL-01

Specialty Light

## SPECIFICATIONS

**Material:** Solid Brass

**Finish:** Antique Brass

**Lamp Type:** MR16 Not Included  
(LED Optional)

**Wire:** 25' Lead 18/2 Gauge

**Dimensions:** 3' chain, 4' L x 2 3/4" Dia



### POSSIBLE FIXTURE COMBINATIONS

### SPECIFICATIONS



Hanging Stoss - 12"



Hanging Dossi



Hanging Matteo



Hanging Matteo - 12"



# GOES

## HDL-02

Specialty Light

### SPECIFICATIONS

**Material:** Solid Brass

**Finish:** Antique Brass

**Lamp Type:** G4 Bipin, MR16 Not Included  
(LED Optional)

**Voltage:** 12V

**Wire:** 25' 18/2 Gauge

**Dimensions:** 3" Shade Height  
22" Overall Height x 6" Dia



# PICCOLO

## UDL-02

Specialty Light

### SPECIFICATIONS

**Material:** Solid Brass Body

**Finish:** Antique Brass

**Lamp Type:** JC G4 Not Included (LED Available)

**Wire:** 4' Lead 18/2 Gauge

**Lens:** Clear, Frosted (Tempered)

**Dimensions:** 4.875" Shade Height  
7.375" Overall Height x 4" Dia



# Transformers



## SPECIFICATIONS

- Stainless Steel Case and Encapsulated Unit
- Multi-Taps, 12 to 15 Volt and 12 to 22 Volt
- Direct Burial Single 12V Tap, 50W or 100W Transformers
- Fully Encapsulated Magnetic Core, Runs Cooler and Quieter
- Easy Mounting without Templates
- Long Life Expectancy



### Direct Burial Transformer

Available in  
50W & 100W  
12V Output



**MT-75-SS**  
12-15V Taps

○ 75W



**Manual Timer**  
**MT -01**



**Digital Timer**  
**DT 200**



**PC - Photocell**



**Dimmer 120W**  
**12V**



**MTSS-12-15 Volt Series**  
12-15V Taps

- 150W
- 300W
- 600W



**MTSS-12-22 Volt Series**  
12-22V Taps

- 300W
- 600W
- 900W
- 1200W
- 1500W

# Fixture Accessories

## Universal Mounting Brackets



Base A

Base B

Base D

Base T

Claw

## Stabilizer Mounting Stake & Stems



Stake A

Stake B

Stake C

Stake D

## Socket A, B, C, D



## Universal Fixture Extensions

### Risers



3"

6"

10"

12"

15"

24"

### Elbow Risers



1.5"

6"

10"

15"

24"



3"

11"

15"

18"

24"

36"

48"

60"

## Wire Connector Box



WCB-04

## Well Light Grates / Covers / Protective Rings



UL-01 Grate

UL-02 Grate

UL-03 Grate

UL-04 Grate

UL-05 Grate

UL-06 Grate



Cover



Ring

### Fits UL Series Lights

UL-01  
UL-02



Cover



Ring

### Fits UL Series Lights

UL-03 UL-04  
UL-05 UL-06

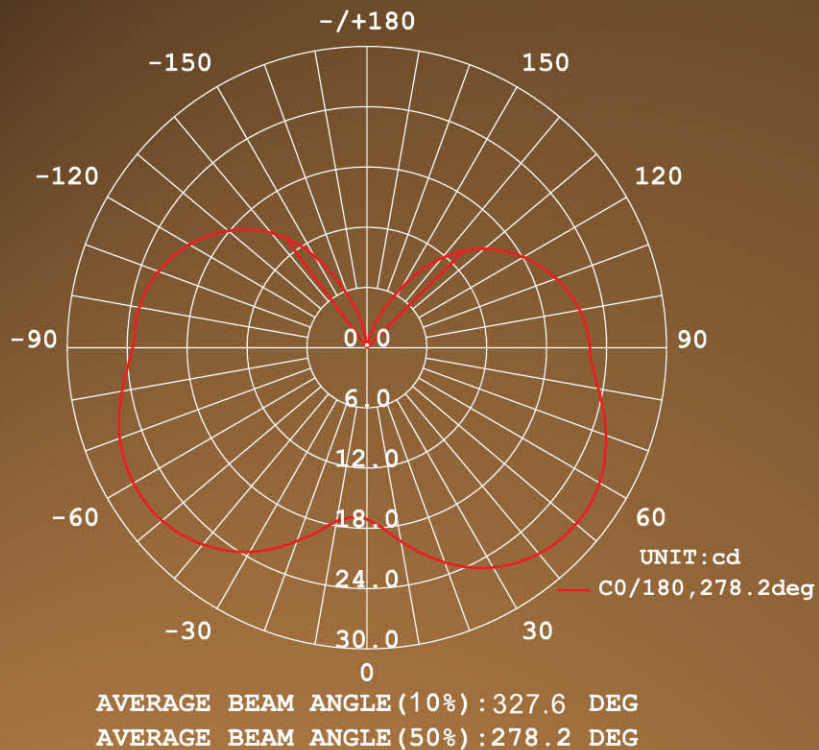
# LED Lamps

G4 Bi-Pin CREE 3W, 4W and 5W

## SPECIFICATIONS

- Small and Exquisite Design, Excellent Compatibility.
- High Efficiency, Long Lifespan.

G4 Bi-pin CREE 3W  
Luminaire Photometric Chart

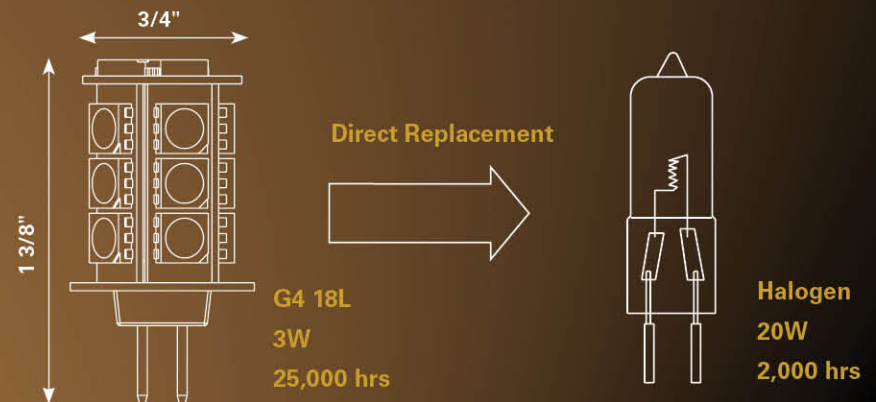


Photology Parameters

Item	Housing-Color	Color-Temperature	Kelvin Ranges		Lumen			Color Rendering Index	
			Minimum	Maximum	SMD (3W)	SMD (4W)	SMD (5W)	SMD	SMD
G4	White Color	Cool White	5000K	6000K	310LM	420LM	580LM	>70	>80
		Warm White	2700K	3200K	290LM	390LM	520LM	>70	>80

Electrical Parameters

Item		Input Volt	Power	PF	Efficiency	Ambient-Temperature	Lifespan*
G4 SMD	Cool White	12V AC/DC	3W	1.0	>102LM/W	-20°C~40°C	25,000 hrs
	Warm White	12V AC/DC	3W	1.0	>96LM/W	-20°C~40°C	25,000 hrs
	Cool White	12V AC/DC	4W	1.0	>100LM/W	-20°C~40°C	25,000 hrs
	Warm White	12V AC/DC	4W	1.0	>95LM/W	-20°C~40°C	25,000 hrs
	Cool White	12V AC/DC	5W	>0.7	≥ 115LM/W	-20°C~40°C	25,000 hrs
	Warm White	12V AC/DC	5W	>0.7	≥ 100LM/W	-20°C~40°C	25,000 hrs



# LED Lamps

## WATER RESISTANT

### Illumination Intensity Chart with 5W 45° 2700K CREE LED

3.281ft 1m	64.16, 101.0fc 690.6, 1087lx	1.451ft 44.22cm
6.562ft 2m	16.04, 25.25fc 172.6, 271.8lx	2.902ft 88.44cm
9.843ft 3m	7.129, 11.22fc 76.73, 120.8lx	4.352ft 132.66cm
13.12ft 4m	4.010, 6.312fc 43.16, 67.95lx	5.803ft 176.88cm
16.4ft 5m	2.566, 4.040fc 27.62, 43.49lx	7.254ft 221.11cm
Height	Ray, Rmax	Diameter

Angle: 24.94deg




MR16 CREE  
4W, 5W and 7W

### SPECIFICATIONS

- Standard Size, Compact and Beautiful Design, Ultra Light Weight.
- Efficient Heatsink Design, Durable All-In-One Injection Molded Engineered Plastic
- Available Beam Angles: 15°, 30°, 45°, 60°.

### Photos of Real Light



Beam angle: 15°

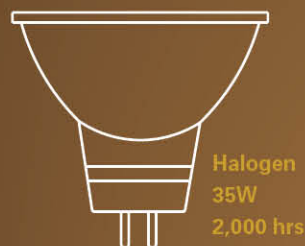
Beam angle: 30°

Beam angle: 45°

Beam angle: 60°



Direct Replacement



### Photology Parameters

Item	Housing-Color	Color-Temperature	Kelvin Ranges		Lumen			Color Rendering Index	
			Minimum	Maximum	4wCREE	5wCREE	7wCREE	CREE	
MR16 CREE	Classic Color	Cool White	5000K	6000K	290LM	430LM	550LM	>70	
		Warm White	2700K	3000K	230LM	380LM	300LM	>80	

### Electrical Parameters

Item		Input Volt	Power	PF	Efficiency	Ambient-Temperature	Lifespan*
MR16 CREE	Cool White	12-24V AC/DC	4W	>0.6	>75LM/W	-20°C~40°C	25,000hrs
	Warm White	12-24V AC/DC	4W	>0.6	>60LM/W	-20°C~40°C	25,000hrs
	Cool White	12V AC/DC	5W		>85LM/W	-20°C~40°C	25,000hrs
	Warm White	12V AC/DC	5W		>75LM/W	-20°C~40°C	25,000hrs
	Cool White	9V-15V AC/DC	7W		>85LM/W	-20°C~40°C	25,000hrs
	Warm White	9V-15V AC/DC	7W		>75LM/W	-20°C~40°C	25,000hrs

# LED Lamps

## WATER RESISTANT

PAR36 / AR111 CREE  
6W, 10W, 13W, 17W

### SPECIFICATIONS

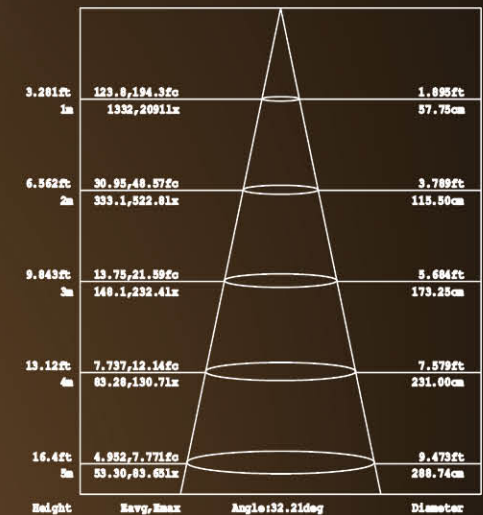
- Moisture Resistant, Salt and Mildew Resistant IP68
- Input 12-24V
- Our lamps have been tested in some of the harshest conditions, and still prove their ability to keep their lifetime normally.
- Available Wattage: 6W, 10W, 13W 17W



### Photology Parameters

Item	Housing-Color	Color-Temperature	Kelvin Ranges		Lumen	Color Rendering
			Minimum	Maximum	CREE	CREE
6W	Classic Color	Cool White	5000K	6000K	420LM	>70
		Warm White	2700K	3000K	400LM	>80
10W	Classic Color	Cool White	5000K	6000K	630LM	>70
		Warm White	2700K	3000K	600LM	>80
13W	Classic Color	Cool White	5000K	6000K	840LM	>70
		Warm White	2700K	3000K	800LM	>80
17W	Classic Color	Cool White	5000K	6000K	1100LM	>70
		Warm White	2700K	3000K	1000LM	>80

### Illumination Intensity Chart with PAR36 13W 38° 2700K CREE LED



### Electrical Parameters

Item		Input Volt	Power	PF	Efficiency	Ambient-Temperature	Lifespan*
CREE	Cool White	12-24V AC/DC	6W	>0.9	>65LM/W	-20°C~40°C	25,000hrs
	Warm White	12-24V AC/DC	6W	>0.9	>60LM/W	-20°C~40°C	25,000hrs
10W CREE	Cool White	12-24V AC/DC	10W	>0.9	>60LM/W	-20°C~40°C	25,000hrs
	Warm White	12-24V AC/DC	10W	>0.9	>55LM/W	-20°C~40°C	25,000hrs
13W CREE	Cool White	12-24V AC/DC	13W	>0.9	>60LM/W	-20°C~40°C	25,000hrs
	Warm White	12-24V AC/DC	13W	>0.9	>55LM/W	-20°C~40°C	25,000hrs
17W CREE	Cool White	12-24V AC/DC	17W	>0.9	>60LM/W	-20°C~40°C	25,000hrs
	Warm White	12-24V AC/DC	17W	>0.9	>55LM/W	-20°C~40°C	25,000hrs

### Photos of Real Light



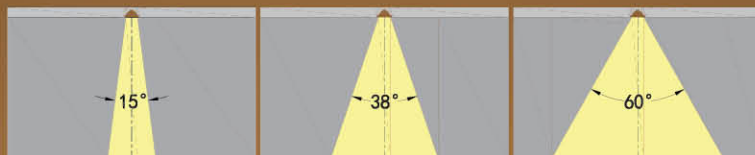
Beam angle: 15°



Beam angle: 38°



Beam angle: 60°



## EXCLUSIVE WARRANTY CERTIFICATE

This Warranty Certificate describes certain legal rights afforded by ABR Enterprises, Inc. ("ABR") with regard to its sales of products on or after January 1, 2020. Other such rights may exist by law, which vary from state to state.

ABR warrants to its customers that ABR products shall be free from manufacturing defects in materials and workmanship from the date of purchase and extending for a period of five years, except as indicated below:

Product Category	Warranty Period
Die Cast fixtures (other than underwater lights)	Lifetime
Stainless Steel Transformers: Enclosures & Windings	Lifetime
Stainless Steel Transformers: Electrical Components	3 Years
Integrated Transformers	2 Years
Timers and Photocells	1 Year
MR16 & AR111 Lamps with CREE LED Chips*	5 Years

\*Must be installed in ABR fixtures at 12 volts, use ABR magnetic transformers and ABR recommended wiring, and receive proper annual maintenance by a landscape lighting professional. (Hot Installs) Transformers Must Be Unplugged From The GFI Outlet Before Making any Changes or Installation Of Fixtures and Or Lamps & Bulbs. \* Failure to Do So Will Result in A Voided Warranty. Open Well-lights Must be Properly Installed with no less than 8" of Pea-stone Beneath the Fixture and 1" of Pea-stone around the Outside of the Fixture. Please Note That Our Smart Fixtures May Use Up-to 35Watts Per Fixture.

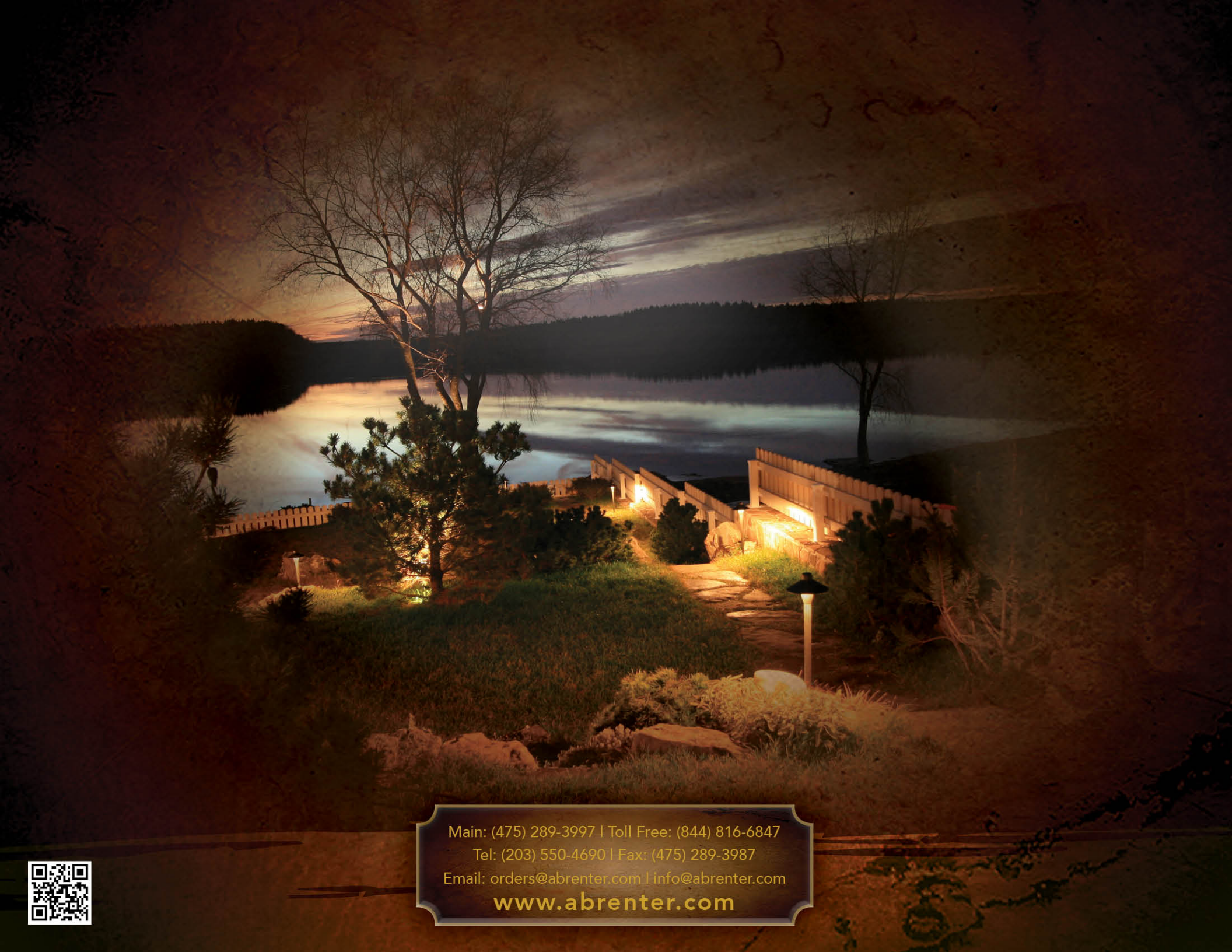
During the applicable warranty period, and without charge to the purchaser, ABR will either repair or replace (at its sole discretion) its covered products that fail under normal operating conditions. If a product for which warranty coverage is sought has been discontinued, ABR will issue a credit of the original sales price toward a replacement item. No monetary refunds are available.. All Fixtures Being Sent in For an RMA Must Be Packed Properly When Being Sent For Inspection to ABR Enterprises.

Improper installation, mounting, storage, use and maintenance, as well as evidence of product mishandling, misuse, alteration, tampering or vandalism, will void the above warranty. The warranty Is also inapplicable to any product subjected to abnormal stress or unusual operating conditions, including (without limitation) products exposed to undue moisture, such as through having been submerged in water or exposed to excessive contact with water spray from irrigation systems, including but not limited to natural disasters and or acts of god (including lightning). ABR reserves the right to examine all products, and to inspect product installation, prior to acceptance of any warranty claim. Once a product has been accepted for warranty coverage, the purchaser shall be responsible for packing and shipping return items at its own expense.

This warranty is made solely to the original purchaser of ABR products and is not transferable to any subsequent or successor owner or user. This warranty represents ABR's sole obligation, and the purchasers sole remedy, regarding the covered products. ABR will under no circumstances be liable for consequential, incidental, special or exemplary damages, including (without limitation) loss of profits or revenues, loss of use of product or any other associated goods or equipment, damage to any associated goods or equipment, down time expenses, personal injury, and third-party' claims.

This warranty is exclusive and made in lieu of any other warranties. ABR makes no representations or warranties other than as set forth in this certificate. ABR disclaims all other representations and warranties, whether express, implied or statutory, including if made by any supplier or distributor of ABR products, that limits, modifies or amends the warranty contained herein.

In order to obtain coverage under this warranty, the purchaser must first notify ABR of the warranty claim and request a Return Merchandise Authorization form. Once that form is submitted to ABR and the claim accepted, the covered product, along with proof of purchase (copy of original invoice), should be sent to ABR Enterprises, Inc., 22 Shelter Rock Lane (#102), Danbury, CT 06810. TOLL FREE: 844-816-6847; Phone: (203) 550-4690; Fax: (475) 289-3987; Email: info@ABRenter.com



Main: (475) 289-3997 | Toll Free: (844) 816-6847  
Tel: (203) 550-4690 | Fax: (475) 289-3987  
Email: [orders@abrenter.com](mailto:orders@abrenter.com) | [info@abrenter.com](mailto:info@abrenter.com)  
**[www.abrenter.com](http://www.abrenter.com)**