



*Lighting*



**AFFORDABLE • BEAUTIFUL • RELIABLE**



## *Lighting*

ABR Lighting is a leading manufacturer of landscape, architectural and other premium lighting products. We have a heritage of product quality and commitment to our customers. Our solid brass fixtures are the industry's most durable, reliable and highest performing products on the market. Brass fixtures are the ideal choice for your residential or commercial project.

**Directional / Spot Lights**

Pages: 4-11



**Flood Lights**

Pages: 12-13



**Well / Up Lights**

Pages: 14-19



**Area / Path Lights**

Pages: 20-27



**Step / Deck Lights**

Pages: 28-33



**Down / Surface Mount Lights**

Pages: 33-36



**Pond / Underwater Lights**

Pages: 37-39



**Specialty Lights**

Pages: 40-41



**Transformers / Accessories**

Pages: 42



**Fixture Accessories**

Pages: 43



**LED Lamps**

Pages: 44



# Costa Smart

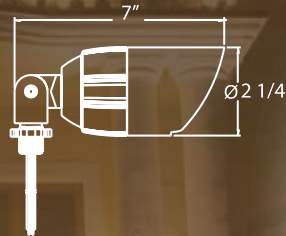
Directional / Spot Light

## COSTA SMART DIRECTIONAL LIGHT RGBW BLUETOOTH CONTROLLED

### SPECIFICATIONS

**12V AC/DC 10 WATT RGBW  
400 Lumens**

- Built with premium solid brass.
- IP Rated Double O Ring BNC shroud and Body
- It is a durable, adjustable fixture
- Comes with a changeable LED CREE module
- Interchangeable lens that allows the beam spread to be 24, 38 or 60 degrees
- Integrated external mesh repeater and antenna
- The Lighting element is capable of 16.7 Million different colors



**MOUNTING - OPTIONS (Not Included)**





# Costa

## ADL-01 SW

Directional / Spot Light

### SPECIFICATIONS

**Material:** Solid Brass Body

**Finish:** Antique Brass

**Lamp Type:** MR16 Not Included (LED Optional)

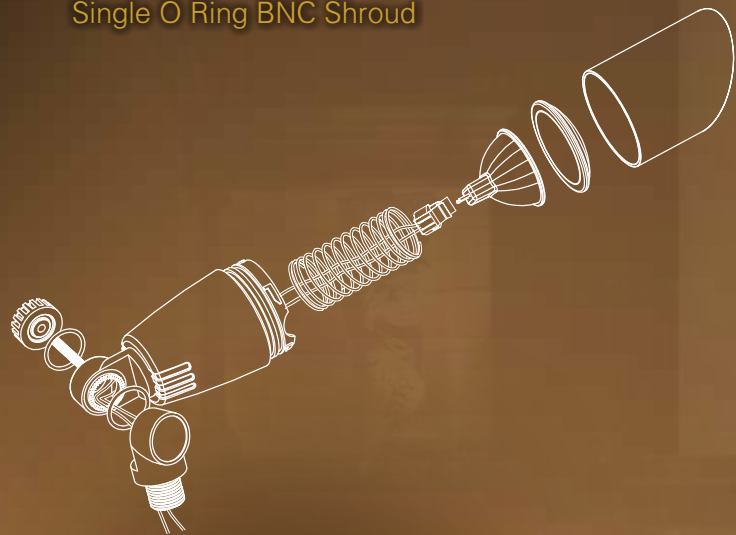
**Wire:** 4' Lead 16/2 Gauge

**Ground Stake Stabilizer:** Stake B

**Lens:** Clear Convex (tempered)

**Dimensions:** 5 1/4" L x 2 1/8" Dia

Single O Ring BNC Shroud



Recommended Lamp Type




# Da Vinci

## ADL-02

Directional / Spot Light

### SPECIFICATIONS

- Material:** Solid Brass Body
- Finish:** Antique Brass / Black
- Lamp Type:** MR16 Not Included (LED Optional)
- Wire:** 25' Lead 16/2 Gauge
- Ground Stake Stabilizer:** Stake B
- Lens:** Clear Convex (Tempered)
- Dimensions:** 7 1/8" L x 2 1/2" Dia  
Double O Ring BNC Shroud



**Recommended Lamp Type:**



# Lombardo

ADL-03

Directional / Spot Light

## SPECIFICATIONS

**Material:** Solid Brass Body

**Finish:** Antique Brass


**Lamp Type:** PAR36 Screw Terminal (not included)  
50W Max (LED Optional)

**Wire:** 4' or 25' Lead 16/2 Gauge

**Ground Stake Stabilizer:** Stake A

**Lens:** Clear (Tempered)

**Dimensions:** 4 3/4" L x 4 3/4" Dia



# Lombardo LS

ADL-03-LS

**Material:** Solid Brass Body

**Finish:** Antique Brass

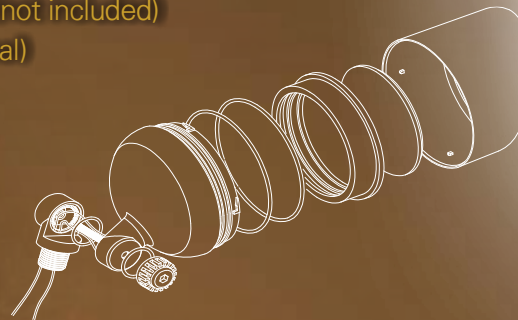
**Lamp Type:** PAR36 Screw Terminal (not included)  
50W Max (LED Optional)

**Wire:** 25' Lead 16/2 Gauge

**Ground Stake Stabilizer:** Stake A

**Lens:** Clear (Tempered)

**Dimensions:** 7 1/4" L x 4 3/4" Dia



Recommended Lamp Type



# Hilliard

## ADL-04

Directional / Spot Light

### SPECIFICATIONS

**Material:** Solid Brass Body

**Finish:** Antique Brass

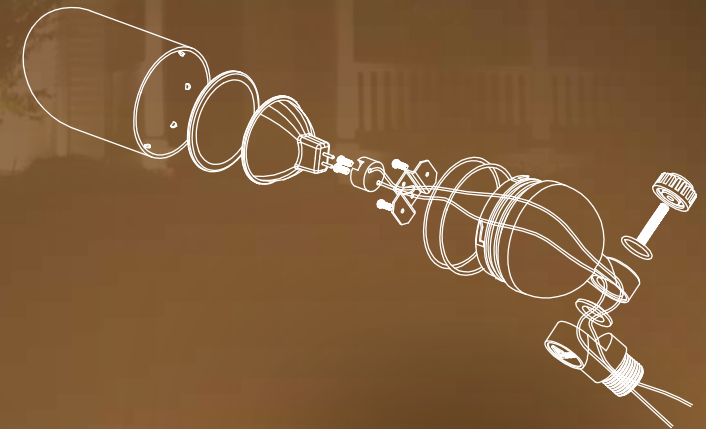
**Lamp Type:** MR16 Not Included (LED Optional)

**Wire:** 25' Lead 16/2 Gauge

**Ground Stake Stabilizer:** Stake B

**Lens:** Clear Convex (Tempered)

**Dimensions:** 4 3/4" L x 2 1/2" Dia



**Recommended Lamp Type:**



# Donatello

ADL-05 SW

Directional / Spot Light

## SPECIFICATIONS

**Material:** Solid Brass Body

**Finish:** Antique Brass

**Lamp Type:** MR16 Not Included (LED Optional)

**Wire:** 4' Lead 16/2 Gauge

**Ground Stake Stabilizer:** Stake B

**Lens:** Clear Convex (Tempered)

**Dimensions:** 6" L x 2 3/4" Dia

## DONATELLO D-CAST

ADL-05-DCAST

**Material:** Solid Brass Body

**Finish:** Antique Brass

**Lamp Type:** MR16 lamp (not included)

**Wire:** 25' Lead 16/2 Gauge

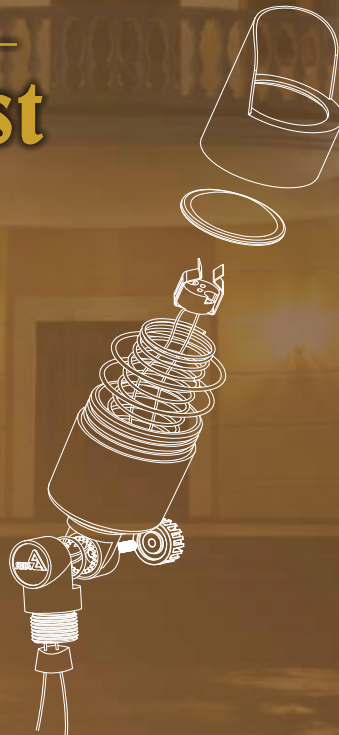
**Ground Stake Stabilizer:** Stake B

**Lens:** Clear (Tempered)

**Dimensions:** 6" L x 2 3/4" Dia



Recommended  
Lamp Type



# Quarton

ADL-06

Directional / Spot Light

## SPECIFICATIONS

**Material:** Solid Brass Body

**Finish:** Antique Brass

**Lamp Type:** MR11 Not Included (LED Optional)

**Wire:** 25' Lead 18/2 Gauge

Available in 4' to 25' Lead 16/2 Gauge

**Ground Stake Stabilizer:** Stake B

**Lens:** Clear (Tempered)

**Dimensions:** 3 3/4" L x 1 3/4" Dia



Quarton White

Part number: ADL-06-WHT



Recommended  
Lamp Type:



# Rubens-R

FDL-01-R

Flood Light

## SPECIFICATIONS

**Material:** Solid Brass Body

**Finish:** Antique Brass

**Lamp Type:** JC G4 or MR11, MR16  
50W Max. (LED Optional)

**Wire:** 4' or 25' Lead 16/2 Gauge

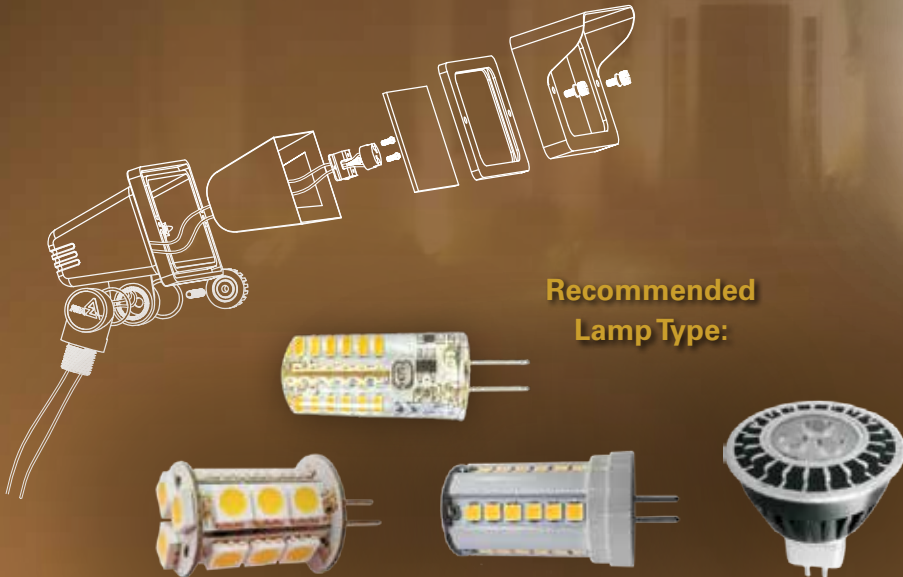
**Ground Stake Stabilizer:** Stake A

**Lens:** Clear, Frosted, Linear (Tempered)

**Dimensions:** 5 1/2" Depth x 5 1/8" W x 3 1/2" H



**Recommended  
Lamp Type:**



# Raphael-R

## FDL-02-R

Mini Flood Light

### SPECIFICATIONS

**Material:** Solid Brass Body

**Finish:** Antique Brass

**Lamp Type:** G4 Not Included (LED Optional)

**Wire:** 4' or 25' Lead 16/2 Gauge

**Ground Stake Stabilizer:** Stake B

**Lens:** Clear, Frosted, Linear (Tempered)

**Dimensions:** 2 5/8" Depth x 4" H



**Recommended Lamp Type:**



# Michelangelo

UL-01

Well / Up Light

## SPECIFICATIONS

**Material:** Solid Brass Grate, PVC Composite Well

**Finish:** Antique Brass/Black

**Lamp Type:** PAR36 / AR111 (not included)  
RGBW LED Optional


**Wire:** 4' or 25' Lead 16/2 Gauge

**Lens:** Clear (Tempered)

**Dimensions:** 6 1/4" Dia x 8" H



**Recommended  
Lamp Type:**



## MR16 Michelangelo UL-01-MR16

**Material:** Solid Brass Grate, PVC Composite Well

**Finish:** Antique Brass Grate /Black Well

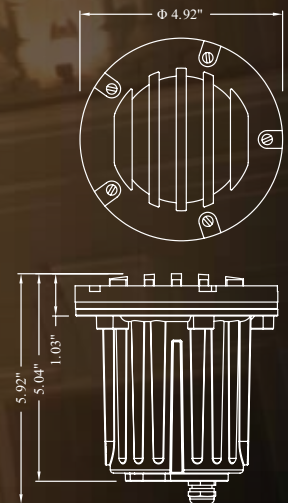

**Lamp Type:** MR16 (Not Included)

**Wire:** SVT VW-1 18/2 Gauge

**Lens:** 4 7/8" Dia x 4 3/4"

**Dimensions:** 4 7/8" Dia x 4 3/4"

**IP:** 6.5



**Recommended Lamp Type**

# Mantegna UL-02

Well / Up Light

## SPECIFICATIONS

**Material:** Solid Brass Grate, PVC Composite Well

**Finish:** Antique Brass/Black

**Lamp Type:** PAR36 / AR111 (not included)  
RGBW LED Optional

**Wire:** 25' Lead 16/2 Gauge

**Lens:** Clear (Tempered)

**Dimensions:** 5 3/4" Dia x 7 1/16" H

## MR16 Mantegna UL-02-MR16

**Material:** Solid Brass Grate, PVC Composite Well

**Finish:** Antique Brass Grate /Black Well

**Lamp Type:** MR16 (Not Included)

**Wire:** SVT VW-1 18/2 Gauge


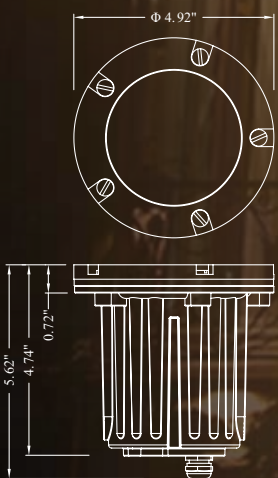
**Lens:** 4 7/8" Dia x 4 3/4"

**Dimensions:** 4 7/8" Dia x 4 3/4"

**IP:** 6.5



**Recommended  
Lamp Type**



**Recommended Lamp Type:**



# Monaco

## UL-03

Well / Up Light

### SPECIFICATIONS

**Material:** Solid Brass Body,  
PVC Body Shroud included

**Finish:** Antique Brass

**Lamp Type:** MR16 (LED Optional)

**Wire:** 25' Lead 16/2 Gauge


**Lens:** Clear (Tempered)

**Dimensions:** 3 3/4" Dia x 4 7/8" H



**Note:** Requires two parts,  
the UL-Base plus the UL-03  
cover to make a complete  
fixture.

Protective ring available.



Recommended Lamp Type



# Titian

## UL-04

Well / Up Light

### SPECIFICATIONS

**Material:** Solid Brass Body,  
PVC Body Shroud included

**Finish:** Antique Brass

**Lamp Type:** MR16 (LED Optional)

**Wire:** 25' Lead 16/2 Gauge


**Lens:** Clear (Tempered)

**Dimensions:** 3 3/4" Dia x 4 7/8" H



**Note:** Requires two parts,  
the UL-Base plus the UL-04  
cover to make a complete  
fixture.

Protective ring available.



**Recommended Lamp Type:**



# Botticelli

UL-05

Well / Up Light

## SPECIFICATIONS

**Material:** Solid Brass Body,

**Finish:** Antique Brass

**Lamp Type:** MR16 (LED Optional)

**Wire:** 25' Lead 16/2 Gauge


**Lens:** Clear (Tempered)

**Dimensions:** 3 3/4" Dia x 4 7/8" H



**Note:** Requires two parts, the UL-Base plus the UL-05 cover to make a complete fixture.

Protective ring available.



Recommended Lamp Type

# El Greco Well

## UL-06

Well / Up Light

### SPECIFICATIONS

**Material:** Solid Brass Body,  
PVC Body Shroud included

**Finish:** Antique Brass

**Lamp Type:** MR16 (LED Optional)

**Wire:** 25' Lead 16/2 Gauge


**Lens:** Clear (Tempered)

**Dimensions:** 3 3/4" Dia x 4 7/8" H



**Note:** Requires two parts,  
the UL-Base plus the UL-06  
cover to make a complete  
fixture.

Protective ring available.



**Recommended Lamp Type:**



# Dossi

## APL-01

Area / Path Light

### SPECIFICATIONS

**Material:** Solid Brass Body

**Finish:** Antique Brass

**Lamp Type:** JC G4 Not Included (LED Optional)

**Wire:** 4' or 25' Lead 16/2 Gauge

**Ground Stake Stabilizer:** Stake A

**Lens:** Clear, Frosted (Tempered)

**Dimensions:** 8" Dia x 24" H

**Available Stem size:** 3", 11", 15", 18" (Standard size),  
24", 36", 48"



**Note:** Requires two part numbers.

Stem 3" through 60" and APL-01-HAT to make a complete fixture.

# Stoss APL-02

Area / Path Light

## SPECIFICATIONS



Hat available in 12"



**Material:** Solid Brass Body  
**Finish:** Antique Brass  
**Lamp Type:** JC G4 Not Included (LED Optional)  
**Wire:** 4' or 25' Lead 16/2 Gauge  
**Ground Stake Stabilizer:** Stake A  
**Lens:** Clear, Frosted (Tempered)  
**Dimensions:** 6 3/4" Dia x 23" H  
**Available Stem size:** 3", 11", 15", 18" (Standard size),  
24", 36", 48", 60"



**Note:** Requires two part numbers.


Stem 3" through 60" and APL-02-HAT to make a complete fixture.



## Stoss-S APL-02-S

**Material:** Solid Brass Body  
**Finish:** Antique Brass  
**Lamp Type:** JC G4 Not Included (LED Available)  
**Wire:** 4' or 25' Lead 16/2 Gauge  
**Ground Stake Stabilizer:** Stake A  
**Lens:** Clear, Frosted (Tempered)  
**Dimensions:** 4 3/4" Dia x 23" H  
**Available Stem size:** 3", 11", 15", 18" (Standard size),  
24", 36", 48", 60"

**Recommended Lamp Type:**



# Vasari

APL-03

Area / Path Light

## SPECIFICATIONS

**Material:** Solid Brass Body

**Finish:** Antique Brass

**Lamp Type:** JC G4 Not Included (LED Optional)


**Wire:** 4' or 25' Lead 16/2 Gauge

**Ground Stake Stabilizer:** Stake A

**Lens:** Clear, Frosted (Tempered)

**Dimensions:** 6" Dia x 23" H

**Available Stem size:** 3", 11", 15", **18"** (Standard size),  
24", 36", 48", 60"



with 18" stem

**Note:** Requires two part numbers.

Stem 3" through 60" and APL-03-HAT to make a complete fixture.

# Matteo

## APL-04

Area / Path Light

### SPECIFICATIONS

- Material:** Solid Brass Body
- Finish:** Antique Brass
- Lamp Type:** JC G4 Not Included (LED Optional)
- Wire:** 4' or 25' Lead 16/2 Gauge
- Ground Stake Stabilizer:** Stake A
- Lens:** Clear, Frosted (Tempered)
- Dimensions:** 8 1/2" Dia x 23" H
- Available Stem size:** 3", 11", 15", 18" (Standard size), 24", 36", 48", 60"



**Note:** Requires two part numbers.

Stem 3" through 60" and APL-04-HAT to make a complete fixture.



Hat available in 12"



**Recommended Lamp Type:**



# Duvet

APL-05

Area / Path Light

## SPECIFICATIONS

**Material:** Solid Brass Body

**Finish:** Antique Brass

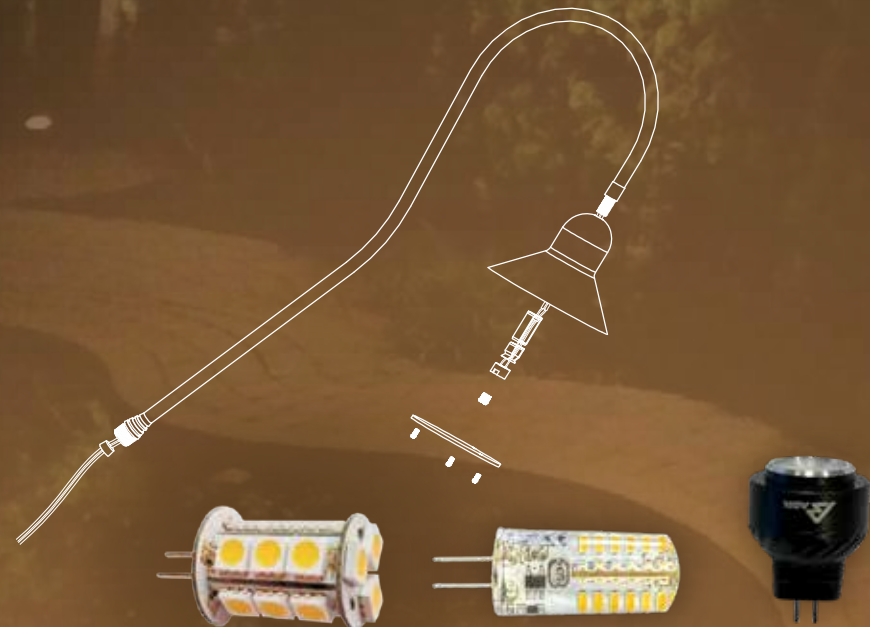
**Lamp Type:** JC G4, MR8 or MR11 Not Included  
35W Max (LED Optional)

**Wire:** 25' Lead 16/2 Gauge

**Ground Stake Stabilizer:** Stake A

**Lens:** Clear, Frosted (Tempered)

**Dimensions:** 5 3/8" Dia x 24" H



Recommended  
Lamp Type



# Goya

## APL-06

Area / Path Light



**Note:** Requires two part numbers.

Stem 3" through 60" and APL-06-HAT to make a complete fixture.



### SPECIFICATIONS

- Material:** Solid Brass Body
- Finish:** Antique Brass
- Lamp Type:** JC G4 Not Included (LED Optional)
- Wire:** 4' or 25' Lead 16/2 Gauge
- Ground Stake Stabilizer:** Stake A
- Lens:** Clear, Frosted (Tempered)
- Dimensions:** 7" Dia x 23" H
- Available Stem size:** 3", 11", 15", **18"** (Standard size), 24", 36", 48", 60"

## Luna

### APL-07-L

- Material:** Solid Brass Body
- Finish:** Antique Brass
- Lamp Type:** JC G4 Not Included (LED Optional)
- Wire:** 6' Lead 18/2 Gauge
- Lens:** Clear, Frosted (Tempered)
- Dimensions:** 1" x 1" x 21<sup>1</sup>/<sub>4</sub>" H



**Recommended Lamp Type:**



# Tiki

Area / Path Light

## SPECIFICATIONS

**Material:** Solid Brass Body

**Finish:** Antique Brass

**Lamp Type:** JC G4 bi-pin LED Cree Not Included  
(available in 3W, 4W and 5W) (RGBW LED optional)

**Wire:** 25' Lead 16/2 Gauge  
(Optional Stake C) also available with brass cap

**Dimensions:** 7 1/2" Dia x 60" or 72" overall

**Recommended  
Lamp Type:**



60"



**Adjustable  
Stem 17"-24"**

# 12 Volt LED Bollard

Area / Path Light

## SPECIFICATIONS

**Material:** Solid Teak wood, anodized aluminium lamp casing

**Base:** Stainless Steel Mounting Plate

**Lamp Type:** MR8, LED (optional)  
Not for use with halogen bulbs

**Rated Voltage:** 12V AC/DC

**IP:** 44

**Dimensions:** 3 5/8" Diameter x 23 3/4" H



B-WT-95/600

**Recommended Lamp Type:**



- Enhances Beauty And Value
- Promotes Safety And Security
- Maximizes Your Outdoor Space
- Long Life System

# El Greco

SDL-01

Step / Deck Light

## SPECIFICATIONS

**Material:** Solid Brass Body

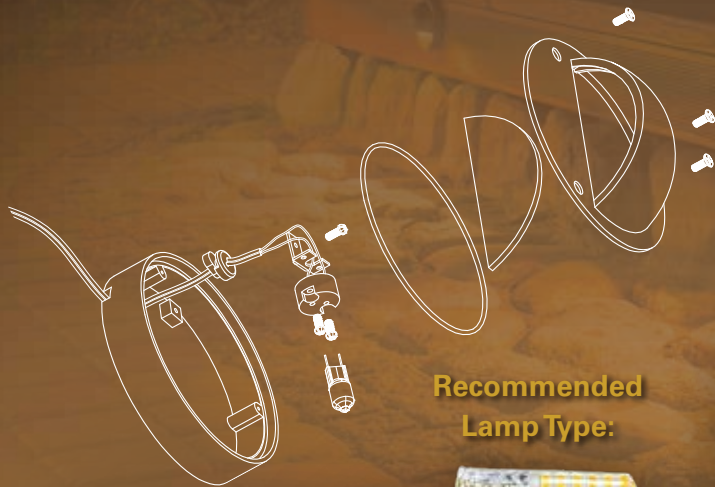
**Finish:** Antique Brass

**Lamp Type:** JC G4 Not Included (LED Optional) (RGBW LED optional)

**Wire:** 10' Lead 18/2 Gauge

**Lens:** Clear (Tempered)

**Dimensions:** 2" Depth x 3 3/4" Dia



**Recommended  
Lamp Type:**



**El Greco White  
Part number: SDL-01 WHT**



# Matisse 5

## SDL-02-05

Step / Deck Light

### SPECIFICATIONS

**Material:** Solid Brass Body  
**Finish:** Antique Brass  
**Lamp Type:** JC G4 or MR11, 16 Not Included  
(LED Optional) (RGBW LED optional)  
**Wire:** 10' Lead 18/2 Gauge  
**Lens:** Frosted (Tempered)  
**Dimensions:** 3 3/4" Depth x 6" W x 3" H

## Matisse 8 SDL-02-8


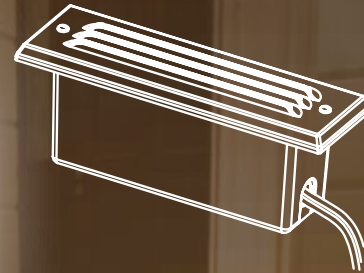
**Material:** Solid Brass Body  
**Finish:** Antique Brass  
**Lamp Type:** JC G4 or MR11, 16 Not Included  
(LED Optional) (RGBW LED optional)  
**Wire:** 10' Lead 18/2 Gauge  
**Lens:** Frosted (Tempered)  
**Dimensions:** 3 3/4" Depth x 9 1/2" W x 3" H

**Recommended Lamp Type:**



## Matisse Skinny SDL-02-S

**Material:** Solid Brass Cover/Grate  
Aluminum Plate/LED Module CREE  
**Wattage:** 1,5W Voltage 12V  
**Flux:** 220 LM  
**Beam Spread:** 120 degrees  
**Dimensions:** 5/8" Depth x 5 7/8" W x 2 3/4" H



# Monet-7 Smart

SDL-03-7-S


# NEW RELEASE

Step / Deck Light



## Bluetooth CCT Controllable

RGBW



### SPECIFICATIONS

**Material:** Solid Brass Body with  
3 Stainless Steel Brackets

**Finish:** Antique Brass

**Wattage:** 1-4W

**Beam Spread:** 180°

**Voltage:** 12V

**Dimensions:** 1.06" Depth x 7" W x 1.26" H





# Monet 5

SDL-03-05

Step / Deck Light

## SPECIFICATIONS

**Material:** Solid Brass Body


**Finish:** Antique Brass

**Lamp Type:** JC G4 Not Included (LED Optional)

**Wire:** 15' Lead 18/2 Gauge

**Lens:** Frosted (Tempered)

**Dimensions:** 3 5/8" Depth x 5" W x 1 1/8" H



# Monet 8

SDL-03-8

**Material:** Solid Brass Body


**Finish:** Antique Brass

**Lamp Type:** 2pcs - JC G4 Not Included (LED Optional)

**Wire:** 15' Lead 18/2 Gauge

**Lens:** Frosted (Tempered)

**Dimensions:** 3 5/8" Depth x 8" W x 1 1/8" H



**Recommended Lamp Type:**





# MONET 7 Replaceable SDL-05-7

Step / Deck Light

## SPECIFICATIONS

**Material:** Solid Brass Body, Stainless Steel Plate

**Finish:** Antique Brass

**Lamp Type:** LED Module 2 Watt  
or LED Module 4 Watt


**Wire:** 6' 18/2 Gauge

**Lens:** Frosted

**Dimensions:** 3 5/8" Depth x 7" W x 1 1/8" H



Replaceable LED Module  
available in: 2W and 4W



LED Module available in:  
0.5W, 2W and 5W module

## Monet Skinny SDL-04

**Material:** Stainless Steel #304

**Finish:** Available color in Brass, White, Gray or Beige



**Lamp Type:** LED Module 0.5 Watt CREE 2700K  
LED Module 2 Watt CREE 2700K  
LED Module 5 Watt CREE 2700K

**Wire:** 6' 18/2 Gauge

**Lens:** Plastic Casing

**Dimensions:** 5/8" (H) x 6 1/8" (W) x 3 1/4" (D)

# Provost

DL-01

Down / Surface Mount Light

## SPECIFICATIONS

**Material:** Solid Brass Body

**Finish:** Antique Brass

**Lamp Type:** MR16 Not Included (LED Optional)

**Wire:** 25' Lead 16/2 Gauge

**Lens:** Clear Convex (Tempered)

**Dimensions:** 5 1/4" L x 2 1/4" Dia



**Recommended  
Lamp Type:**



# Pontormo

## DL-02

Down / Surface Mount Light

### SPECIFICATIONS

**Material:** Solid Brass Body


**Finish:** Antique Brass

**Lamp Type:** MR16 Not Included (LED Optional)

**Wire:** 25' Lead 18/2 Gauge

**Lens:** Clear (Tempered)

**Dimensions:** 9 1/2" L x 2 1/4" Dia



**Recommended Lamp Type:**



# Fontana 7

UDL-01/7

Down / Surface Mount Light

## SPECIFICATIONS

**Material:** Solid Brass Body

**Finish:** Antique Brass

**Lamp Type:** 2pcs - MR16 Not Included  
(LED Optional)

**Wire:** 25' Lead 16/2 Gauge

**Lens:** Clear (Tempered)

**Dimensions:** 3 1/8" Depth x 2 1/2" Dia x 7" H

# Fontana 5

UDL-01/5

**Material:** Solid Brass Body

**Finish:** Antique Brass / Black

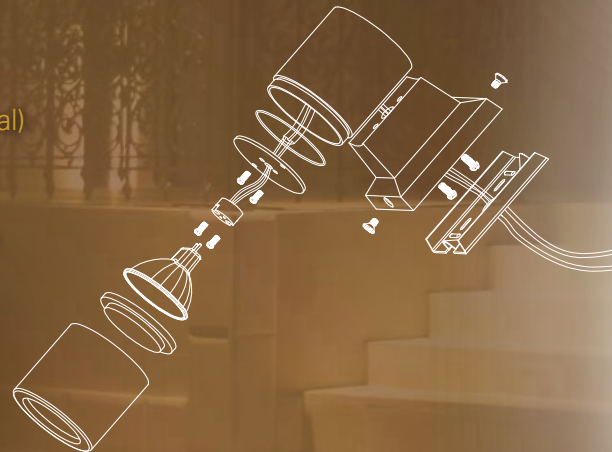


**Lamp Type:** MR16 Not Included (LED Optional)

**Wire:** 25' Lead 16/2 Gauge

**Lens:** Clear (Tempered)

**Dimensions:** 4 1/4" Depth x 2 1/2" Dia x 5" H

**Recommended  
Lamp Type:**



# Bronzino

UWL-01

Pond / Underwater Light

## SPECIFICATIONS

**Material:** Solid Brass Body

**Finish:** Antique Brass

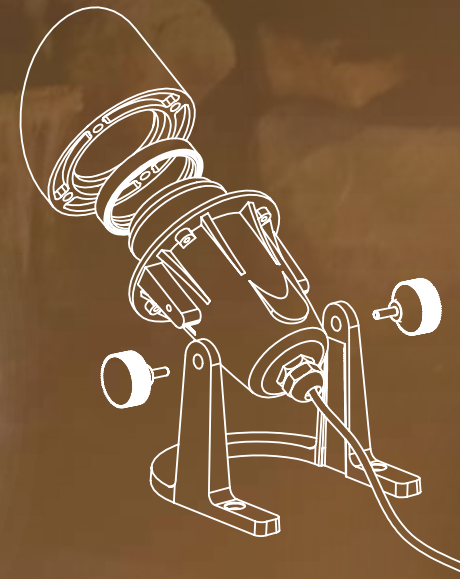
**Lamp Type:** MR16 Not Included (LED Optional)

**Wire:** 25' Lead 16/2 Gauge

**Lens:** Clear (Tempered)

**Dimensions:** 5 1/2" L x 3 1/8" Dia

**IP:** 6.8



**Recommended  
Lamp Type:**



# Bellini

## UWL-02

Pond / Underwater Light

### SPECIFICATIONS

**Material:** Solid Brass Body

**Finish:** Antique Brass

**Lamp Type:** MR16 Not Included (LED Optional)

**Wire:** 25' Lead 16/2 Gauge


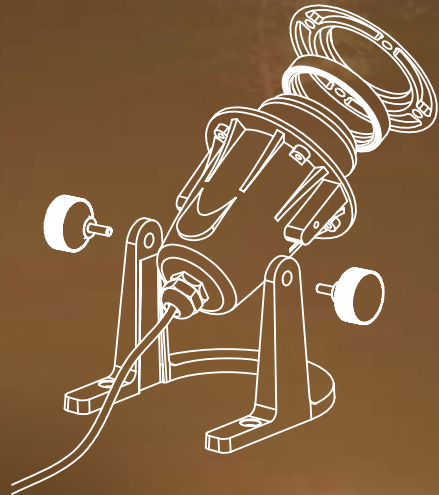
**Lens:** Clear (Tempered)

**Dimensions:** 3 1/2" L x 3 1/8" Dia

**IP:** 6.8



Recommended  
Lamp Type:



Pond / Underwater Light

### SPECIFICATIONS

**Material:** Brass Body

**Finish:** Brass

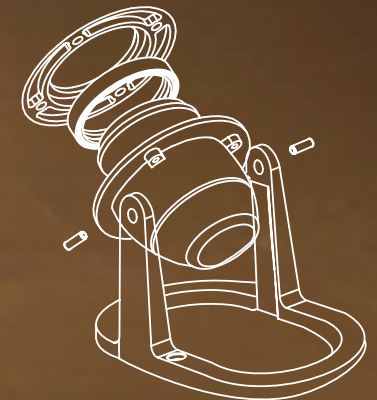
**Lamp Type:** PAR36 / AR111 Not Included  
(RGBW LED Optional)

**Wire:** 25' Lead 16/2 Gauge

**Lens:** Clear (Tempered)

**Dimensions:** 3 1/2" L x 5 1/4" Dia x 5 1/8" H

**IP:** 6.8



**Recommended Lamp Type:**



# Hanging Classic

HDL-01

Specialty Light

## SPECIFICATIONS

**Material:** Solid Brass

**Finish:** Antique Brass

**Lamp Type:** MR16 Not Included  
(LED Optional)

**Wire:** 25' Lead 18/2 Gauge

**Dimensions:** 3' chain, 4' L x 2" Dia

## POSSIBLE FIXTURE COMBINATIONS



Hanging Matteo



Hanging Matteo - 12"

**Recommended  
Lamp Type:**





# GOES

## HDL-02

Specialty Light

### SPECIFICATIONS

**Material:** Solid Brass  
**Finish:** Antique Brass  
**Lamp Type:** G4 Bipin, MR16 Not Included  
(LED Optional) (RGBW LED optional)

**Voltage:** 12V

**Wire:** 25' 18/2 Gauge

**Dimensions:** 3" Shade Height  
22" Overall Height x 6" Dia



**Recommended Lamp Type:**



# Transformers



## SPECIFICATIONS

- Stainless Steel Case and Encapsulated Unit
- Multi-Taps, 12 to 15 Volt and 12 to 22 Volt
- Direct Burial Single 12V Tap, 50W or 100W Transformers
- Fully Encapsulated Magnetic Core, Runs Cooler and Quieter
- Easy Mounting without Templates
- Long Life Expectancy



Manual Timer  
MT -01



Digital Timer  
DT 200



PC - Photocell



Dimmer 120W  
12V



TR-WP  
Direct Burial  
Transformer  
100W & 300W  
12V Output



MT-75-SS  
12,15V Taps

○ 75W



MTSS-12-15 Volt Series  
12-15V Taps

- 150W
- 300W
- 600W



MTSS-12-22 Volt Series  
12-22V Taps

- 300W
- 600W
- 900W
- 1200W
- 1500W

# Fixture Accessories

## Universal Mounting Brackets



Base A Base B Base D Base G Base T Claw

## Stabilizer Mounting Stake & Stems



Stake A Stake B Stake C Stake D

## Socket A, B, C, D



## Universal Fixture Extensions

Risers



3" 6" 10" 12" 15" 24"

Elbow Risers



1.5" 6" 10" 15" 24"



3" 11" 15" 18" 24" 36" 48" 60"

## Wire Connector Box



WCB-04

## Well Light Grates / Covers / Protective Rings



UL-01 Grate UL-02 Grate UL-03 Grate UL-04 Grate UL-05 Grate UL-06 Grate



*Fits UL Series Lights*

UL-01  
UL-02

Cover Ring



*Fits UL-Base Series Lights*

UL-03 UL-04  
UL-05 UL-06

Cover Ring

# LED Lamps

G4 Bi-Pin CREE 3W, 4W and 5W

## SPECIFICATIONS

- Small and Exquisite Design, Excellent Compatibility.
- High Efficiency, Long Lifespan.



### G4/MR16 Smart RGBW Bluetooth LED

#### Key Features:

- RGBW adjustable, Dimmable, Bluetooth connection
- The color can be adjusted by smart device
- Intelligent remote control Settings
- Compatible with android and IOS
- Compatible with Amazon Echo and Google Play

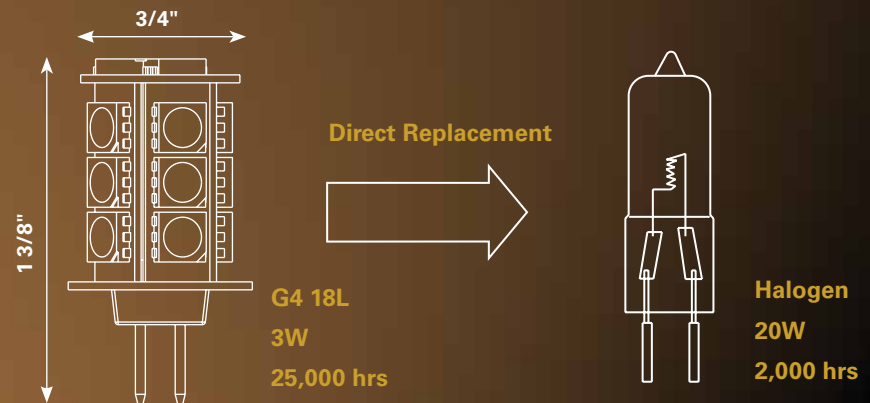


### Photology Parameters

Item	Housing-Color	Color-Temperature	Kelvin Ranges		Lumen			Color Rendering Index	
			Minimum	Maximum	SMD (3W)	SMD (4W)	SMD (5W)	SMD	SMD
G4	White Color	Cool White	5000K	6000K	310LM	420LM	580LM	>70	>80
		Warm White	2700K	3200K	290LM	390LM	520LM	>70	>80

### Electrical Parameters

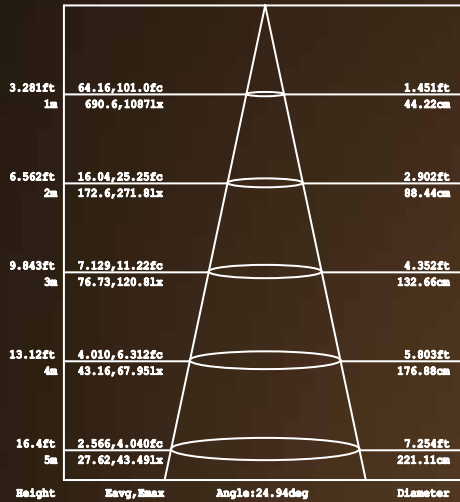
Item	Input Volt	Power	PF	Efficiency	Ambient-Temperature	Lifespan*	
G4 SMD	Cool White	12V AC/DC	3W	1.0	>102LM/W	-20°C~40°C	25,000hrs
	Warm White	12V AC/DC	3W	1.0	>96LM/W	-20°C~40°C	25,000hrs
	Cool White	12V AC/DC	4W	1.0	>100LM/W	-20°C~40°C	25,000hrs
	Warm White	12V AC/DC	4W	1.0	>95LM/W	-20°C~40°C	25,000hrs
	Cool White	12V AC/DC	5W	>0.7	>115LM/W	-20°C~40°C	25,000hrs
	Warm White	12V AC/DC	5W	>0.7	>100LM/W	-20°C~40°C	25,000hrs



# LED Lamps

## WATER RESISTANT

### Illumination Intensity Chart with 5W 45° 2700K CREE LED




MR16 CREE  
4W, 5W and 7W

### SPECIFICATIONS

- Standard Size, Compact and Beautiful Design, Ultra Light Weight.
- Efficient Heatsink Design, Durable All-In-One Injection Molded Engineered Plastic
- Available Beam Angles: 15°, 30°, 45°, 60°, 120°.

### Photos of Real Light


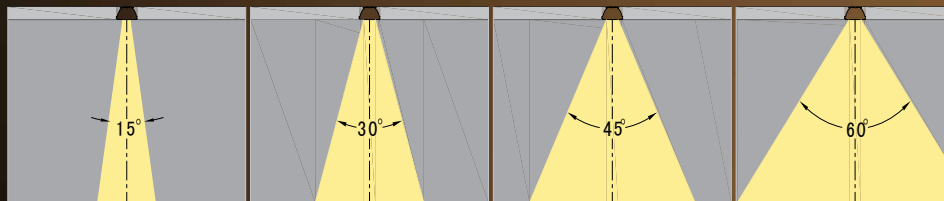


Beam angle: 15°


Beam angle: 30°

Beam angle: 45°

Beam angle: 60°



Direct Replacement



### Photology Parameters

Item	Housing-Color	Color-Temperature	Kelvin Ranges		Lumen			Color Rendering Index	
			Minimum	Maximum	4wCREE	5wCREE	7wCREE	CREE	
MR16 CREE	Classic Color	Cool White	5000K	6000K	290LM	430LM	550LM	>70	
		Warm White	2700K	3000K	230LM	380LM	500LM	>80	

### Electrical Parameters

Item	Input Volt	Power	PF	Efficiency	Ambient-Temperature	Lifespan*	
MR16 CREE	Cool White	12-24V AC/DC	4W	>0.6	>75LM/W	-20°C~40°C	25,000hrs
	Warm White	12-24V AC/DC	4W	>0.6	>60LM/W	-20°C~40°C	25,000hrs
	Cool White	12V AC/DC	5W		>85LM/W	-20°C~40°C	25,000hrs
	Warm White	12V AC/DC	5W		>75LM/W	-20°C~40°C	25,000hrs
	Cool White	9V-15V AC/DC	7W		>85LM/W	-20°C~40°C	25,000hrs
	Warm White	9V-15V AC/DC	7W		>75LM/W	-20°C~40°C	25,000hrs

# LED Lamps

## WATER RESISTANT

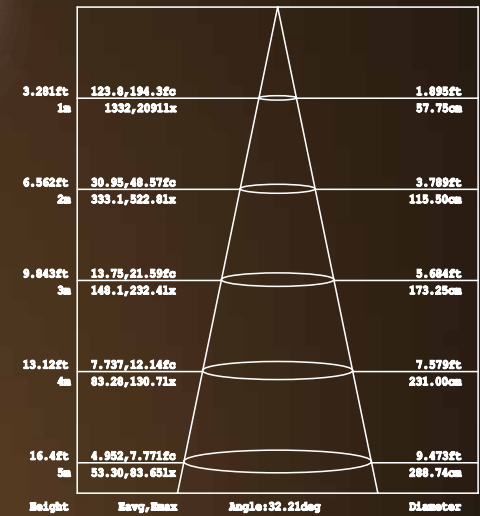
PAR36 / AR111 CREE  
6W, 10W, 13W, 17W

### SPECIFICATIONS

- Moisture Resistant, Salt and Mildew Resistant IP68
- Input 12-24V
- Our lamps have been tested in some of the harshest conditions, and still prove their ability to keep their lifetime normally.
- Available Wattage: 6W, 10W, 13W 17W



Illumination Intensity Chart with  
PAR36 13W 38° 2700K CREE LED



### Photology Parameters

Item	Housing-Color	Color-Temperature	Kelvin Ranges		Lumen	Color Rendering	
			Minimum	Maximum		CREE	CREE
6W	Classic Color*	Cool White	5000K	6000K	420LM	>70	
		Warm White	2700K	3000K	400LM	>80	
10W	Classic Color*	Cool White	5000K	6000K	630LM	>70	
		Warm White	2700K	3000K	600LM	>80	
13W	Classic Color*	Cool White	5000K	6000K	840LM	>70	
		Warm White	2700K	3000K	800LM	>80	
17W	Classic Color*	Cool White	5000K	6000K	1100LM	>70	
		Warm White	2700K	3000K	1000LM	>80	

### Electrical Parameters

Item		Input Volt	Power	PF	Efficiency	Ambient-Temperature	Lifespan*
CREE	Cool White	12-24V AC/DC	6W	>0.9	>65LM/W	-20°C~40°C	25,000hrs
	Warm White	12-24V AC/DC	6W	>0.9	>60LM/W	-20°C~40°C	25,000hrs
10W CREE	Cool White	12-24V AC/DC	10W	>0.9	>60LM/W	-20°C~40°C	25,000hrs
	Warm White	12-24V AC/DC	10W	>0.9	>55LM/W	-20°C~40°C	25,000hrs
13W CREE	Cool White	12-24V AC/DC	13W	>0.9	>60LM/W	-20°C~40°C	25,000hrs
	Warm White	12-24V AC/DC	13W	>0.9	>55LM/W	-20°C~40°C	25,000hrs
17W CREE	Cool White	12-24V AC/DC	17W	>0.9	>60LM/W	-20°C~40°C	25,000hrs
	Warm White	12-24V AC/DC	17W	>0.9	>55LM/W	-20°C~40°C	25,000hrs


### Photos of Real Light



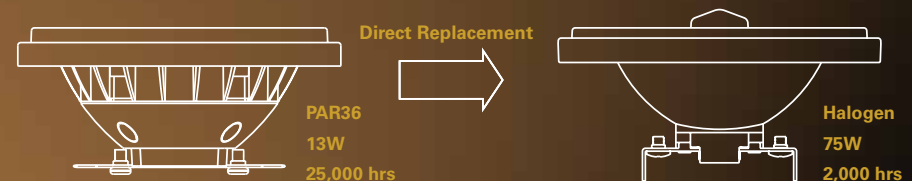
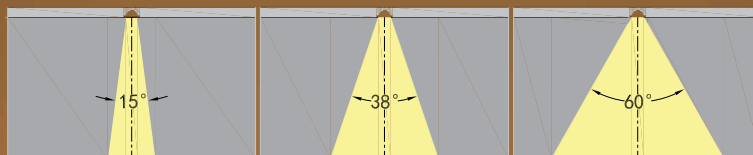
Beam angle: 15°



Beam angle: 38°



Beam angle: 60°



# Specialty Lights

## Recess Light MR8

UL-07 TITIAN, BOTTICELLI  
& EL GRECO

### SPECIFICATIONS

- **MATERIAL** - Brass, Retainer Bracket Clips Stainless Steel
- **LAMP TYPE** - MR8 Super Bright (Not included)
- **WIRE** - 6' 18/2 Guage
- **DIMENSIONS** - 1 5/16" Dia (Cylinder/Base) x 1 7/8" (Cover) x 2 3/4" H
- **IP** - 6.5




UL-07-Titian




UL-07-Botticelli



UL-07-El Greco



AVAILABLE OPTIONAL COVERS - UL-07 Recess Cover



2D



3D



4D

Recommended Lamp Type:



# Specialty Lights

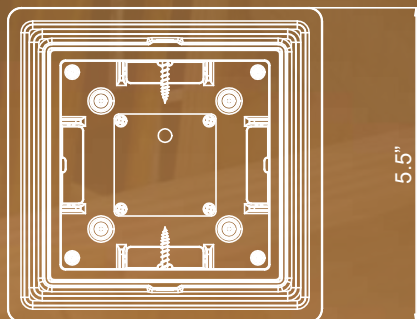
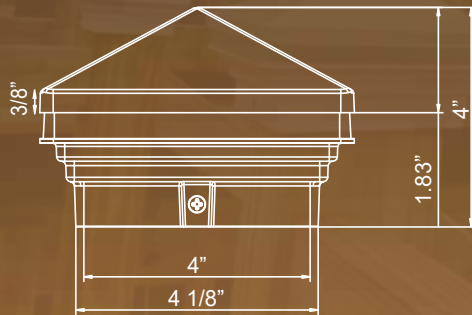
## Veronese

WML-01-CAP-WHT

WML-01-CAP-BLK

### SPECIFICATIONS

- **MATERIAL** - Aluminum Body / Plastic Spacer Adapter Bracket 4" to 3.5"  
Mounting Screws PA4x15 2 pcs
- **FINISH** - White or Black /Frosted Lens
- **WATTAGE** - 3W 30 Lm 360 Degrees Intergrated LED Module
- **WIRE** - 5' 18/2 Gauge Wire color
- **DIMENSIONS** - (Bottom 4 1/8"W x 4 1/8 "L) x 4"H  
(Top 5 1/2"W x 5 1/2L" ) x 4"H



WML-01-CAP-WHT



WML-01-CAP-BLK



# Specialty Lights

## Cowbells

DARKENED BRASS, NEW BRASS & WHITE

### SPECIFICATIONS

- **MATERIAL** - Brass
- **WATTAGE** - 3W LED Module 90°
- **WIRE** - 6' 18/2 Guage
- **COLORS** - Available in 3 colors:
  - Darkened Brass
  - New Brass
  - White



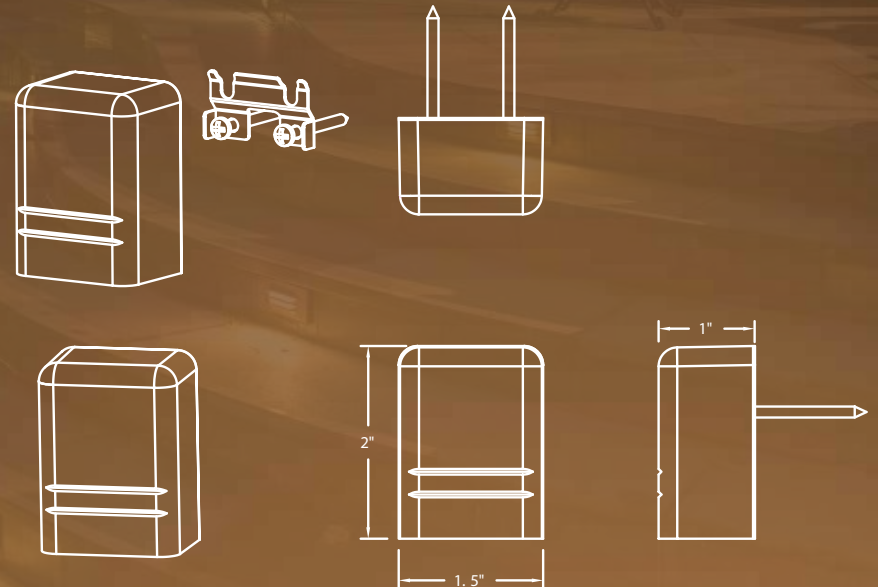
Darkened Brass



New Brass



White



# Specialty Lights

## REED Light

APL-08-R (RUSTIC BRASS)

APL-08-NB (NEW BRASS)

### SPECIFICATIONS

- **MATERIAL** - Brass
- **LAMP TYPE** - G4 1W or 2W Optional REED Lamp (Not Included) Frosted Lens
- **WIRE** - 4' Wire Lead
- **IP** - 5.5
- **DIMENSIONS** - 48" L x 7/16" Dia

**G4**

Uses Only 1W or 2W  
Reed G4 2700K lamp



**NB**



**R**



## EXCLUSIVE WARRANTY CERTIFICATE

This Warranty Certificate describes certain legal rights afforded by ABR Enterprises, Inc. ("ABR") with regard to its sales of products on or after January 1, 2020. Other such rights may exist by law, which vary from state to state.

ABR warrants to its customers that ABR products shall be free from manufacturing defects in materials and workmanship from the date of purchase and extending for a period of five years, except as indicated below:

<b>Product Category</b>	<b>Warranty Period</b>
Die Cast fixtures (other than underwater lights)	Lifetime
Stainless Steel Transformers: Enclosures & Windings	Lifetime
Stainless Steel Transformers: Electrical Components	3 Years
Integrated Transformers	2 Years
Timers and Photocells	1 Year
MR16 & AR111 Lamps with CREE LED Chips*	3 Years

\*Must be installed in ABR fixtures at 12 volts, use ABR magnetic transformers and ABR recommended wiring, and receive proper annual maintenance by a landscape lighting professional. (Hot Installs) Transformers Must Be Unplugged From The GFI Outlet Before Making any Changes or Installation Of Fixtures and Or Lamps & Bulbs. \* Failure to Do So Will Result in A Voided Warranty. Open Well-lights Must be Properly Installed with no less than 8" of Pea-stone Beneath the Fixture and 1" of Pea-stone around the Outside of the Fixture. Please Note That Our Smart Fixtures May Use Up-to 35Watts Per Fixture.

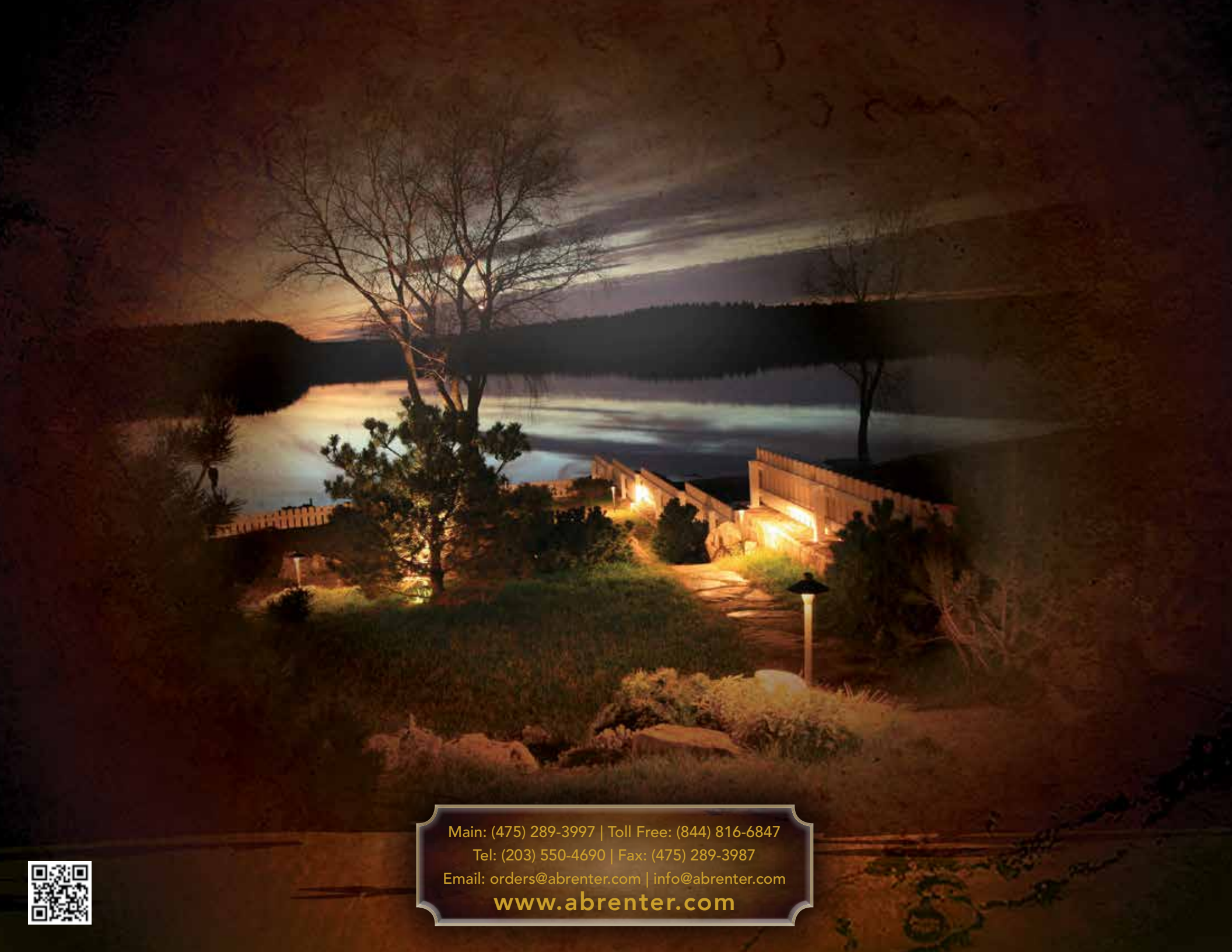
During the applicable warranty period, and without charge to the purchaser, ABR will either repair or replace (at its sole discretion) its covered products that fail under normal operating conditions. If a product for which warranty coverage is sought has been discontinued, ABR will issue a credit of the original sales price toward a replacement item. No monetary refunds are available. All Fixtures Being Sent in For an RMA Must Be Packed Properly When Being Sent For Inspection to ABR Enterprises.

Improper installation, mounting, storage, use and maintenance, as well as evidence of product mishandling, misuse, alteration, tampering or vandalism, will void the above warranty. The warranty is also inapplicable to any product subjected to abnormal stress or unusual operating conditions, including (without limitation) products exposed to undue moisture, such as through having been submerged in water or exposed to excessive contact with water spray from irrigation systems, including but not limited to natural disasters and or acts of god (including lightning). ABR reserves the right to examine all products, and to inspect product installation, prior to acceptance of any warranty claim. Once a product has been accepted for warranty coverage, the purchaser shall be responsible for packing and shipping return items at its own expense.

This warranty is made solely to the original purchaser of ABR products and is not transferable to any subsequent or successor owner or user. This warranty represents ABR's sole obligation, and the purchaser's sole remedy, regarding the covered products. ABR will under no circumstances be liable for consequential, incidental, special or exemplary damages, including (without limitation) loss of profits or revenues, loss of use of product or any other associated goods or equipment, damage to any associated goods or equipment, down time expenses, personal injury, and third-party claims.

This warranty is exclusive and made in lieu of any other warranties. ABR makes no representations or warranties other than as set forth in this certificate. ABR disclaims all other representations and warranties, whether express, implied or statutory, including if made by any supplier or distributor of ABR products, that limits, modifies or amends the warranty contained herein.

In order to obtain coverage under this warranty, the purchaser must first notify ABR of the warranty claim and request a Return Merchandise Authorization form. Once that form is submitted to ABR and the claim accepted, the covered product, along with proof of purchase (copy of original invoice), should be sent to ABR Enterprises, Inc., 22 Shelter Rock Lane (#102), Danbury, CT 06810. TOLL FREE: 844-816-6847; Phone: (203) 550-4690; Fax: (475) 289-3987; Email: info@ABRenter.com



Main: (475) 289-3997 | Toll Free: (844) 816-6847  
Tel: (203) 550-4690 | Fax: (475) 289-3987  
Email: [orders@abrenter.com](mailto:orders@abrenter.com) | [info@abrenter.com](mailto:info@abrenter.com)  
**[www.abrenter.com](http://www.abrenter.com)**